



**UNILOCK**<sup>®</sup>  
DESIGNED TO CONNECT.

**2019**  
PAVERS AND WALLS





# DREAM

## **SOMETHING FOR EVERYONE**

Whether you're dreaming of an intimate patio, a practical driveway or a luxurious outdoor living space, Unilock® has a variety of paver and wall options to choose from.





Driveways  
Entrances & Walkways  
Outdoor Living  
Pool Decks









**OPPOSITE**

**PAVER:** Natural Stone (Indian Coast) with Natural Stone (Black River) accents

**WALL AND PILLARS:** Lineo<sup>®</sup> Dimensional Stone (Platinum)

**LEFT**

**PAVER:** Natural Stone (Stone Cliff Grey)

**GRILL ISLAND AND FIREPIT:** Rivercrest<sup>™</sup> Wall (Buff) and Rivercrest Firepit Kit (Buff)

**RIGHT**

**PAVER:** Richcliff<sup>®</sup> (Pebble Taupe and Dawn Mist Blend) with Cophorne<sup>®</sup> (3 Color Blend) accent

**SEAT WALL AND FIREPIT:** Brussels Dimensional System<sup>™</sup> (Limestone) and Ledgestone<sup>™</sup> (Buff) steps









**OPPOSITE**

**PAVER:** Artline™ (Platinum)

**STEPS AND PILLARS:**

Brussels Dimensional System™ (Limestone)

**TOP**

**PAVER:** Umbriano® (Summer Wheat) with Town Hall® (Burnt Clay) accent and paver rug with Natural Stone (Indian Coast) coping

**BOTTOM**

Courtstone® (Basalt) with Copthorne® (3 Color Blend) and Brussels Block® (Sandstone) accents









**OPPOSITE**

**PAVER:** Umbriano® (French Grey) with Town Hall® (Basalt) accent

**SEAT WALL AND FIRE FEATURE:** U-Cara® (Steel Grey) Pitched Face with U-Cara (Opal) Smooth Face accent and Universal (Opal) coping

**PLANTERS AND STEPS:** U-Cara (Steel Grey) Pitched Face with U-Cara (Opal) Smooth Face accent and Universal (Opal) coping

**PILLARS:** U-Cara (Opal) Smooth Face with U-Cara (Steel Grey) Pitched Face accent and Ledgestone™ (Grey) pillar caps

**TOP**

**PAVER:** Bristol Valley® (Bavarian Blend) with Cophthorne® (Basalt) accent and walkway

**WALL, PILLARS AND GRILL ISLAND:** Rivercrest® Wall (Buff) with Natural Stone coping

**BOTTOM**

Artline (Umbriano® Finish - Midnight Sky and Winter Marvel - custom order) with Series™ (Onyx Black) accent





**TOP**

**LOWER PAVER:** Richcliff (Dawn Mist) with Courtstone® (Basalt) accent  
**UPPER PAVER:** Promenade™ Plank Paver  
**GRILL ISLAND, WALL AND WATER FEATURE:** Brussels Dimensional System™ (Limestone) with Natural Stone (Black River) coping

**BOTTOM**

**PAVER:** Richcliff (Dawn Mist) with Brussels Block® (Sandstone) accent  
**FIREPLACE:** Lineo® Dimensional Stone (Platinum) with Series™ (Onyx Black) accent and Ledgestone™ (Grey) coping  
**SEAT WALL:** Rivercrest® Wall (Coastal Slate) with Ledgestone™ (Grey) coping

**OPPOSITE**

**WALL:** U-Cara® (Steel Grey Pitched Face) with Opal Smooth Face) accent and Natural Stone step treads and coping  
**PAVER:** Beacon Hill™ Smooth (Opal) with Copthorne® (Basalt) accent















**OPPOSITE**

Tribeca Cobble™ (Crystalline Basalt) with Tribeca Cobble (Peppered Granite) accent and Copthorne® (3 Color Blend) insert

**TOP**


**PAVER:** Copthorne® (3 Color Blend) with Brussels Block® (Sierra) accent

**PILLARS:** Brussels Dimensional System™ (Sierra) with Brussels Fullnose™ (Sierra) coping

**BOTTOM**

**PAVER:** Artline™ (Platinum) with Town Hall® (Basalt) accent

**WATER FEATURE, SEAT WALL AND FIREPIT:** Lineo® Dimensional Stone (Sierra) with Ledgestone™ (Buff) coping and pillar caps







**TOP**

**PAVER:** Richcliff® (Dawn Mist) with Series™ (Onyx Black) accent and Brussels Fullnose™ (Sandstone) coping

**ISLAND AND PILLARS:**

Estate Wall™ (Sierra) with Series (Onyx Black) accent

**BOTTOM**

**PAVER:** Beacon Hill Smooth Slab (Granite - 21 x 28)

**OPPOSITE**

Richcliff® (Dawn Mist)















**OPPOSITE**

**PAVER:** Umbriano (Winter Marvel) with Town Hall® (Basalt)

**GRILL ISLAND, PILLARS AND FIREPIT:** Rivercrest® Wall (Coastal Slate) with Cophorne® (Basalt) accent and Ledgestone™ (Grey) coping and pillar caps

**TOP**

**PAVER:** U-Cara® (Steel Grey) with Umbriano® (Midnight Sky) accent and Ledgestone™ (Grey) coping

**PAVERS:** Umbriano® (Winter Marvel) with Cophorne® (Steel Blue) accent

**BOTTOM**

**PAVER:** Umbriano (Summer Wheat) with Series™ (Onyx Black) accent and Artline™ (Walnut) circle inset with Series (Onyx Black) accent

**SEAT WALL, PILLARS AND FIREPIT:** Brussels Dimensional System™ (Sierra) with Series (Onyx Black) accent and Ledgestone (Buff) coping and pillar caps









**OPPOSITE**

Umbriano™ (Summer Wheat) with Town Hall™ (Burnt Clay) accent and Natural Stone (Indian Coast) step

**LEFT**

**PAVER:** Bristol Valley™ (Steel Mountain) with Cophorne™ (Basalt) and Brussels Block (Sandstone) accents and Brussels Fullnose™ (Sierra) coping

**WALL:** Brussels Dimensional System™ (Sierra) with Ledgestone (Buff) coping and Brussels Fullnose (Sandstone) treads

**RIGHT**

**PAVER:** Beacon Hill™ Flagstone (Sierra)

**WALL AND FIREPIT:** Brussels Dimensional System™ (Sierra) with Ledgestone (Buff) coping





**TOP**

**PAVER:** Beacon Hill™ Flagstone (River) with Courtstone® (Basalt) and Copthorne® (3 Color Blend) accents  
**WALL:** Estate Wall™ (River) and steps and Copthorne® (3 Color Blend) insert

**BOTTOM**

**PAVER:** Umbriano® (Summer Wheat) with Town Hall™ (Burgundy Red) accent and walkway with Ledgestone™ (Buff) treads

**WALL, GRILL ISLAND, PILLARS AND FIREPLACE:** Brussels Dimensional System™ (Sierra) with Town Hall (Burgundy Red) accent and Ledgestone (Buff) coping and pillar caps

**OPPOSITE**

Town Hall™ (3 Color Blend)











**TOP**  
 Umbriano® (Summer Wheat) and  
 Courtstone® (Basalt) accent

**BOTTOM**  
 Thornbury™ (Sierra) with Town Hall®  
 (Basalt) accent

**OPPOSITE**  
**PAVER:** Town Hall® (3 Color Blend) with  
 Brussels Block® (Sandstone) accent  
 and walkway  
**WALL AND STEPS:** Rivercrest® Wall (Buff)  
 and LedgeStone™ (Buff) coping











AWARDS  
OF EXCELLENCE  
BEST IN SHOW

# Unilock Awards of Excellence **BEST IN SHOW**

At Unilock®, we believe the beauty of our products can only be fully realized through the outstanding design and installation skills of professional contractors. Because of this, we recognize and celebrate the best in design and installation with our annual Unilock Awards of Excellence competition. In place since 1994, the AOE is held at each Unilock location and showcases the best projects amongst hundreds of entries across various categories. For the past three years we have awarded a Best in Show prize to the most outstanding overall project, selected from all our regional winners across the U.S. and Canada.

**This year's Best in Show winner is Ramos Masonry from Johnston, Rhode Island.** They designed and installed this impressive driveway and pool deck. Instead of using one paver throughout, they used multiple pavers to add layers of visual interest. The driveway entrance featuring Tribeca Cobble and Courtstone, is used as a transition to the courtyard area, covered entirely in Thornbury. In addition to the driveway, Ramos Masonry also created a stunning pool deck and patio using Unilock Natural Stone.





## BEST IN SHOW

**OPPOSITE:**  
Thornbury™ (Sierra) with Courtstone®  
(Belgian Blue) accent

**TOP:**  
Natural Stone (Stone Cliff Grey) with  
Natural Stone (Black River) coping

**BOTTOM:**  
Tribeca Cobble™ (Crystalline Basalt)  
with Courtstone® (Dawn Mist) accent





# LEARN

## **LOOK BEYOND THE SURFACE**

There's more to a successful project than what you see on the finished surface. The construction of the base and the technology that goes into the products you choose, will determine how it looks in the years to come.





Unilock Technologies  
Construction 101  
Permeable Paving  
Commercial Projects



# UNILOCK®

## THE ORIGINAL AND STILL THE BEST

**All products are NOT created equal.** Many products look great when they're first installed, but after time the difference in quality shows. For over 45 years, the very best designers and contractors have relied on Unilock to supply cutting edge paving and wall products that enable them to build extraordinary projects that stand the test of time.

Today, we remain the **only company** in North America with memberships in Eurobeton and Stein + Design, two **prestigious European concrete product innovation groups**. These exclusive relationships continue to put us on the leading edge of style and technology.



### CONCRETE AT ITS BEST



#### GOOD CLASSIC

Our budget-friendly, Unilock Classic pavers and walls are manufactured to exceed ASTM standards for quality and strength. Available in classic shapes and styles, these products utilize a traditional **product mix of large and small aggregates** that's consistent from top to bottom with color mixed throughout.

#### BETTER ENDURACOLOR™

The refined surface of Unilock EnduraColor products is achieved with a **two step manufacturing process** that combines a base of coarser aggregates for a **stronger foundation**, with concentrated color and **wear-resistant finer aggregates on top**. This process protects the surface from the appearance of fading over time because the top layer prevents large, lighter color aggregates from ever showing through.


#### BEST ELEGANCE™

**Deep, rich colors** and a multitude of **unique Reala™ textures** combine to deliver the timeless beauty of Unilock Elegance. From the timeworn look of European cobblestones, to the classic luxury of riven natural stone slabs, our Elegance collection offers styles you can't get anywhere else, and thanks to Ultima Concrete, the look you purchase is the look that will last, with up to **4x the strength** of poured in place concrete.



The cost of pavers is only a small portion of the overall project budget.

#### DON'T COMPROMISE





# EXCLUSIVE UNILOCK® TECHNOLOGIES

## REALA™

A multitude of natural stone surfaces, brick and historic cobblestones were cast to create Unilock products utilizing Reala technology. The result is a wide variety of authentic textures with consistent dimensions which are more cost efficient to install.

**REALA TECHNOLOGY PRODUCTS:**  
 COPTHORNE®, COURTSTONE®, RICHCLIFF®, RIVERCREST® WALL AND TOWN HALL®



## ULTIMA™

Only Unilock has the technology to manufacture Ultima Concrete here in North America, resulting in pavers and walls with up to four times the strength of poured concrete. The look you purchase is the look that will last.

**ULTIMA CONCRETE TECHNOLOGY PRODUCTS:**  
 COPTHORNE®, COURTSTONE®, RICHCLIFF® AND TOWN HALL®



## COLORFUSION™

Color and granite particles are randomly dispersed using proprietary ColorFusion technology to achieve a unique mottled surface that resembles natural granite.

**COLORFUSION TECHNOLOGY PRODUCTS:**  
 UMBRIANO® AND U-CARA®



## EASYCLEAN™

Unlike after-market sealers which merely coat the top, EasyClean goes beyond the surface and becomes integral to the product during manufacturing. The result is enhanced surface color and protection from stains.

**EASYCLEAN STAIN RESISTANCE PRODUCTS:**  
 ARTLINE™, BRISTOL VALLEY®, SENZO® AND UMBRIANO®

There are two EasyClean Factors (CF) to choose from:

CLEAN FACTORS (CF)	CF 90	CF 100
Pavers are pre-sealed at the factory	*	*
Enhanced resistance to weathering	*	*
Reduced dirt absorption	*	**
Stains from leaves, coffee, ketchup, mustard, wine and BBQ oils are easier to remove	*	**

LEARN



# CONSTRUCTION 101

---

The long-term performance of your project is determined by the **quality of the work** that's done to prepare the base **below** your pavers and walls.



A proper base will ensure that your pavers and walls won't settle or shift out of place with freeze-thaw cycles.

## 1 | EXCAVATION

The first step in any project is excavation of grass and topsoil.

**The depth will depend on two factors:**

- | **Soil Type** - Clay soil requires deeper excavation; sandy soil requires less.
- | **Use** - Heavy loads like driveways and retaining walls require deeper excavation; lighter loads like patios and walkways require less. Depth of excavation can be reduced by adding DriveGrid™ once the soil has been removed.

## 2 | GRAVEL BASE

The excavated area will be filled with a **base gravel**.

**This gravel base needs to be:**

- | **Strong enough** to handle the load of whatever is placed on the surface.
- | **Free draining** so that water drains out of the base into the subsoil. Retaining walls may require a perforated drain pipe in the gravel base to direct water away from the base of the wall.
- | **Extended** at least six inches beyond the edges of the finished paver surface.
- | **Compacted** in several layers, using the proper equipment.

## 3 | BEDDING LAYER

A 1" (25mm) layer of sand or tiny stone chips is spread out and smoothed on top of the solid gravel base. This layer allows paver or wall units to be leveled or sloped for smoothness and drainage. Some contractors may recommend a poured concrete surface instead of a typical bedding layer, which is fine as long as the concrete is accurately poured and sits on a stable and well-drained base. **Note:** *Once concrete is poured, the height of paver or wall units can no longer be adjusted.*

## 4 | RESTRAINT SYSTEM

For pavers, an edge restraint will be secured with long metal spikes to prevent perimeter pavers from drifting out. For walls, glue may be used to secure rows of blocks and for larger retaining walls may require geogrid may be used every few layers to secure the wall into the soil that is being retained.




## 5 | JOINT MATERIAL

The color you choose for joint material impacts the overall aesthetic. It also plays an important role between pavers, in keeping weeds and other debris out. Your contractor can help you decide which joint material is right for your project.



BLACK SAND



TAN SAND



GREY SAND

*Visit [Unilock.com](https://www.unilock.com) for joint material recommendations by product.*

**There are two types of joint material to choose from:**

**Basic Jointing Sand** - Years ago, this was the only joint material available. As it wore away, issues with weeds could arise. If you choose a basic sand, we recommend that you use a joint stabilizing sealer and be prepared to replenish the sand when needed.

**Polymeric Sand** - This special sand stays in place longer because it is combined with a binding agent. However, it's not right for every project and needs to be installed with care to prevent hazing.

## 6 | SEALING

Unilock pavers will be durable with, or without, a sealer. Some homeowners choose to apply a sealer to enhance the color of the pavers, while others choose to appreciate the color of the pavers as they are. Some Unilock pavers are sold factory sealed. If you choose to seal, you should plan to re-seal every 3-5 years.

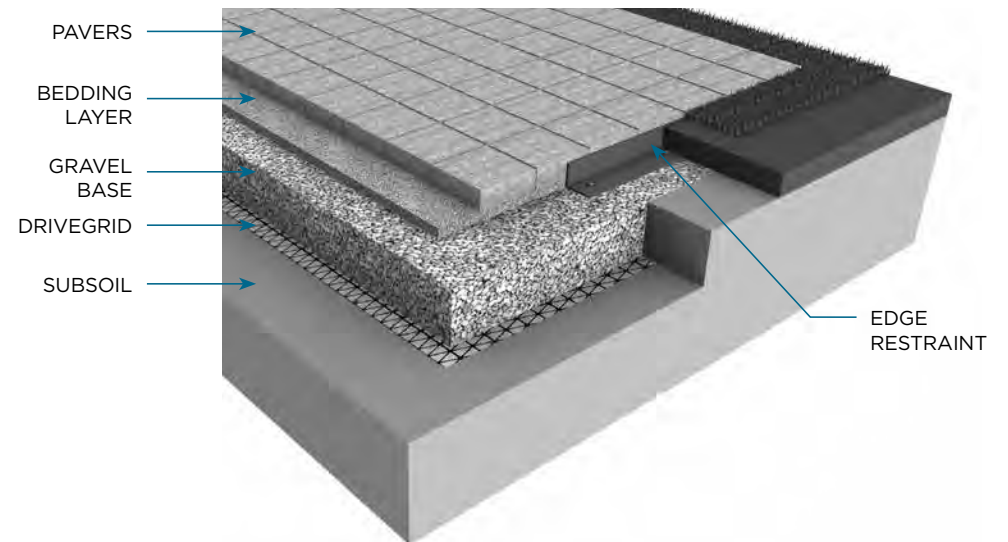


**REMEMBER** A quality project relies on a quality foundation. We recommend hiring a professional contractor.

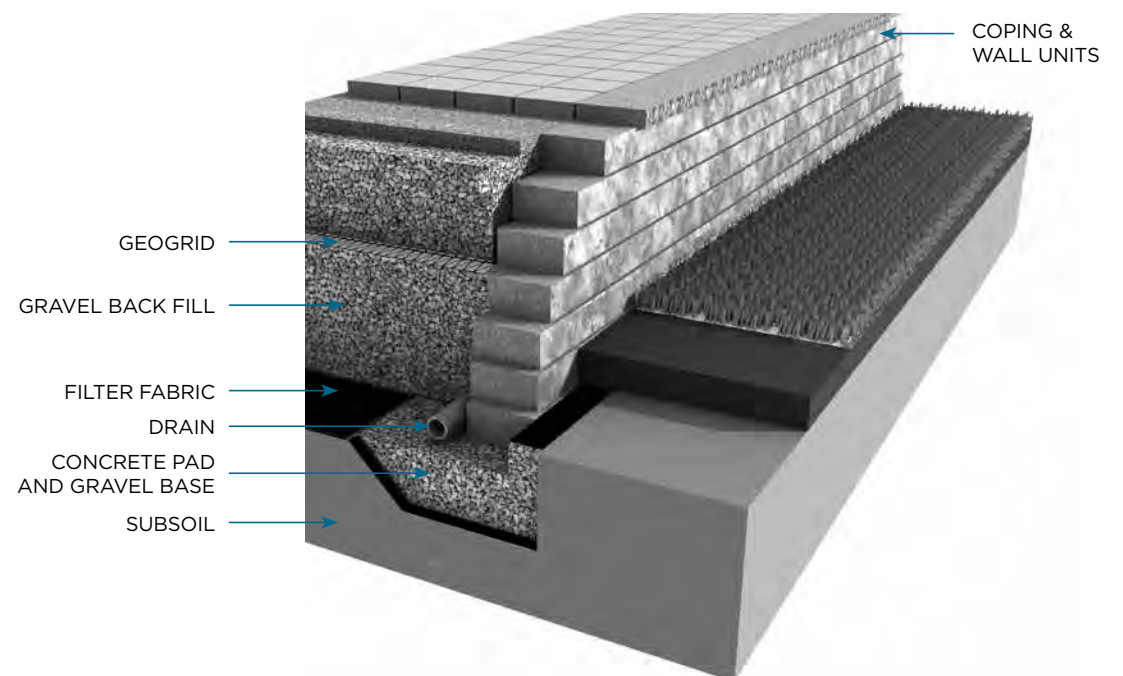
**Need help finding a qualified contractor?**

Call us at **1-800-UNILOCK** or register online at **Unilock.com** and we'll match you with a Unilock® Authorized Contractor in your area.

## PAVER CONSTRUCTION



## WALL CONSTRUCTION







## PERMEABLE PROJECTS A GREENER CHOICE!

More and more homeowners are installing **permeable** paver projects to help direct rainwater away from storm sewer systems and back into the **natural ecosystem**.

We take pride in offering the widest selection of permeable pavers in North America. From traditional finishes such as Town Hall®, the only rustic style permeable paver in North America, to the contemporary styling of Eco-line®, there is a permeable Unilock product to suit any project.



### Look for these Unilock Permeable Products:

Eco-Promenade®  
Eco-Optiloc™  
Eco-Line®  
Eco-Priora™  
Thornbury™  
Town Hall®  
Tribeca Cobble™



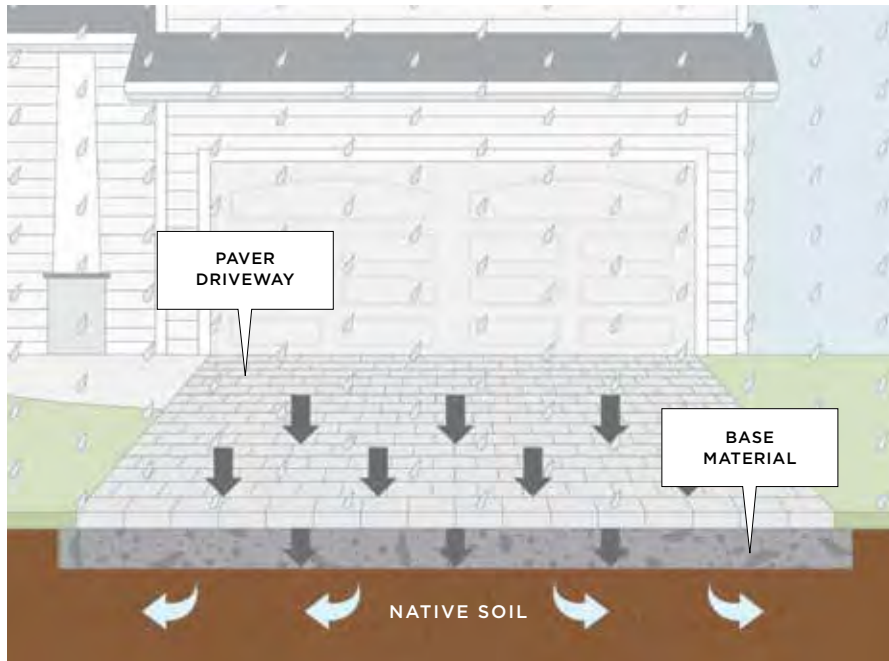
The pavers used in a permeable installation look similar to traditional pavers, but are made with extra space between them so rainwater can more easily flow back into the earth below.

Special materials are used in the permeable base and joints to encourage water to flow through.





Some homeowners install rainwater collection systems underneath their paver projects to supply water to in-ground sprinkler systems!



**INTERESTING FACT** Permeable pavers will accumulate less ice because water drains from the paver surface before it has time to freeze.

## PROJECT MAINTENANCE

### WEEDS CAN BE PREVENTED

**When a proper base is installed, there is no soil directly beneath your pavers from which weeds can grow.** However, if the joints are not kept full with jointing material, it is possible for dirt and weed seeds to blow in from the surrounding area and germinate in the joints.

**In the past** - a basic sand was the only jointing material available. Unless it was replenished regularly, rain would erode the sand, leaving joints vulnerable to weeds.

**Today** - new varieties of sand stabilizing compounds and polymeric jointing material are available which **relieves homeowners from this maintenance burden.** See page 31 for more information on jointing material choices.

### A SOLID FOUNDATION PREVENTS SETTLING

When the base of your project is properly constructed, water will not accumulate underneath and cause settling. See page 30 for more information on proper construction.

### TO SEAL OR NOT TO SEAL

Some homeowners choose to apply a sealer to their project surface when it's finished, to enhance the color of their pavers. Others choose to appreciate the color of the pavers as they are. Unilock pavers will be durable with or without a sealer. If you choose to seal your project after its installed, you should plan to re-seal every three to five years.




# THE CHOICE OF DESIGN PROFESSIONALS

The same Unilock® products available to homeowners are relied on by architects, landscape architects and engineers, to create world class commercial spaces across North America.



*NAVY PIER, CHICAGO, IL. Designer: James Corner Field Operations*



*UNIVERSITY OF PITTSBURGH, PITTSBURGH, PA. Designer: LaQuatra Bonci Associates.*



*NEW YORK STATE PARKS, TERRAPIN POINT  
AND CAVE OF THE WINDS. NIAGARA FALLS, NY. Designer: LA Group*






**CLEVELAND STATE UNIVERSITY CENTER FOR INNOVATION IN MEDICAL PROFESSIONALS, CLEVELAND, OH.** Designer: Behnke Associates Inc.



**PLYMOUTH ROCK, PLYMOUTH, MA.** Designer: BETA Group Inc.



**INDIANAPOLIS MOTOR SPEEDWAY, INDIANAPOLIS, IN.** Designer: Browning Day Mullins Dierdorf.

## THE CHOICE OF THE BEST CONTRACTORS & CRAFTSMEN

Like a good artist needs the right paint, the best contractors use exclusive Unilock colors, textures and styles to showcase their creativity and workmanship.

LEARN




A close-up, high-angle photograph of several rectangular stone pavers. The pavers are arranged in a staggered pattern, with some showing signs of wear and discoloration. The colors range from light beige to dark brown. The lighting creates soft shadows between the pavers, emphasizing their texture and the grid-like structure.

# PLAN

## **TURN YOUR DREAMS INTO REALITY**

If you've never undertaken an outdoor landscaping project before, it can feel overwhelming. We're here to help. The pages in this section are designed to help you plan for a successful project.



A photograph of a succulent plant in a concrete planter on a stone patio. The succulent has thick, green, rounded leaves with some purple-tinted edges. The planter is a simple, light-colored concrete block. The patio is made of large, rectangular, light-colored stone tiles with dark grout lines. The lighting is bright, casting soft shadows.

Choosing a Contractor  
Project Management Tips  
Design Considerations  
Outdoor Idea Center



# CHOOSING A CONTRACTOR

---

Choosing the right contractor for your project is the most **important decision**. Even the best materials can be spoiled by poor installation and workmanship.

## WORKMANSHIP

- Ask to see projects the contractor completed more than two years ago so you can see **how their work holds up** over time.
- Are the pavers laid in a way that minimizes awkward cuts? Are the curves of the project cut in a way that minimizes large gaps?
- Have edge restraints been used and still in place?
- How long does the contractor **guarantee** the work? How many warranty claims has the company had in the past two years?

## SUB-CONTRACTING

Some contractors will hire other companies to perform parts of the work, like lighting and irrigation. Be sure to ask the contractor about these sub-contractors and how they will be managed.

## RELEVANT EXPERIENCE

- How long has the contractor been installing pavers and walls?
- Has the contractor installed projects in the past with the features you're considering (e.g., a raised patio, retaining wall or water feature)?

## BASE PREPARATION

- What are the contractor's base preparation methods? What materials are used and why?
- Is there a standard procedure for base preparation or will the contractor assess **your site's unique needs**?



### HAVING TROUBLE FINDING A CONTRACTOR?

Contact us at **1-800-UNILOCK** or register online at **Unilock.com** to take advantage of our Unilock® Authorized Contractor referral program. We'll match you with a local contractor who is guaranteed to do the job right.



## TIMING

- Ask the contractor how far in advance they are booking projects and **how long your project might take**.
- What is the contractor's payment terms?
- Is an upfront deposit required to **secure the timing** of the project?

## DOCUMENTATION

- Does the contractor have the **proper licensing** for their work?
- Does the contractor have **liability insurance** and are employees covered by Workers Compensation?
- Will there be permits required for the job and if so, who is responsible to secure them?

## COMPATIBILITY

- Do you like this contractor? Can you **easily communicate** and understand each other? Is this someone you can trust?
- Ask if the person you're meeting will be on site throughout the project or if someone else in the company will be your day-to-day contact person.
- Contacting **references** can help you understand how the contractor operates throughout a project.



## DESIGN

- Does the contractor offer a **design service**? Is there a cost for this? Is the design hand drawn or rendered in 3D?
- Are the contractor's designs something you would like for your project?

# PROJECT MANAGEMENT TIPS

## 1 | BUDGET

Ask your contractor to provide **good/better/best versions** of the project, or perhaps a budget that phases your project into several stages. Some contractors can even offer **payment plans** so you don't have to pay for your project right away.

## 2 | TIMELINE

Be sure to tell your contractor if there is a **deadline** by which the project absolutely must be completed. Rainy weather sometimes impacts the timing of projects, so be sure to understand what happens in the event of a delay.

## 3 | GROUND RULES

Your contractor's crew will be on your property on a daily basis. Agree to **ground rules** before the project begins. What time will work begin and end each day? What is their daily clean up routine? Where will products and equipment be stored on the site? Will they require access to your home or garage?

## 4 | COMMUNICATION

Establish in advance **who to contact if you have concerns** and how often you'd like your contractor to provide you with updates. If you notice something that doesn't look right on your project, be sure to let your contractor know right away.

## 5 | CHANGES

Even the best managed projects occasionally run into unforeseen circumstances. Be sure to understand the contractor's procedure for handling changes.

## 6 | PROJECT WRAP UP

If you're happy with the completed project, be sure to recommend your contractor to friends and neighbors, and **don't forget to register for your Unilock product warranty** at Unilock.com.



# DESIGN CONSIDERATIONS

## OUTDOOR LIVING

### EXPAND YOUR HOME

A new outdoor living space can **add functional square footage** to your existing home by providing a new space to relax and entertain. Consider first how you would like to use the space, and then design it as an extension of your interior decorating style. Even a small space can appear bigger by using different paver colors, paver borders, elevation changes and seat walls to define distinct areas for cooking, eating and relaxing.

### OUTDOOR ROOMS

Fire features are growing in popularity because they add visual interest and warmth that makes the space more enjoyable to use in cooler weather. Lighting installed in gardens, low walls, steps and pillars will also help draw people outside in the evening and adds visual appeal that you can enjoy from inside your home. Snow-covered pillars and walls can make beautiful accents to your property in the winter months.



*Artline™ paver with Lineo® Dimensional Stone fire feature*

## POOL DECKS

### SIZE MATTERS

When planning your pool deck, **four feet is the minimum perimeter** around the pool for basic access. However, if you intend to use the pool deck as a patio for entertaining or sunbathing, you'll need to increase this significantly. Be sure to keep in mind the size of your outdoor furniture; it's typically much bigger than indoor furniture!

### SAFETY CONSIDERATIONS

The paver you choose for your pool deck deserves special consideration because you'll be **walking on it in your bare feet!** Be sure to choose a color that **won't absorb too much heat** from the summer sun. A smoother surface is pleasing to walk on, but make sure it's sufficiently **non-slip**. Umbriano® is our most popular choice for pool decks. For the coping around the edge of the pool, avoid products with abrasive edges. A contrasting coping color or inset border is also something to consider, as it helps define the pool edge.



*Umbriano® paver with Rivercrest® Wall Hot Tub*



# DRIVEWAYS

## CURB APPEAL

A paver driveway is **an investment that adds instant curb appeal** and value to your home. When choosing a paver product it's generally a good idea to complement the main color of your home rather than to try to match it. Then, consider borders and accents to draw out specific colors from your home and create continuity. Consider adding vertical features like pillars, planters and decorative walls to further enhance the beauty of your driveway.

## THINK GREEN

Permeable pavers **allow rainwater to flow between the joints**, through special base materials and into the subsoil below. This reduces puddling on the driveway surface when it rains, and reduces ice build-up in winter. It also provides a dual "green" benefit; not only does it reduce the amount of water that flows into storm sewers but it also provides moisture to surrounding plant material.



# ENTRANCES

## WELCOME GUESTS

A great looking front entrance gives guests a warm welcome. Attractive steps that are wide enough to easily navigate, **low garden walls and planter boxes**, and smartly placed lighting all contribute to a cozy feeling that smooths the transition from the street to your home. As a general rule, the minimum width for any walkway is four feet.

## A PLACE TO SIT

Even a modest front yard can usually accommodate a small courtyard seating space, where a morning coffee can be enjoyed or parents can observe their children playing with neighborhood friends.





**NEW CINCINNATI LOCATION**  
**COMING IN 2019**  
 8600 Southwest Parkway  
 Harrison, OH

# NEED MORE DESIGN IDEAS? VISIT OUR **UNILOCK OUTDOOR IDEA CENTER**

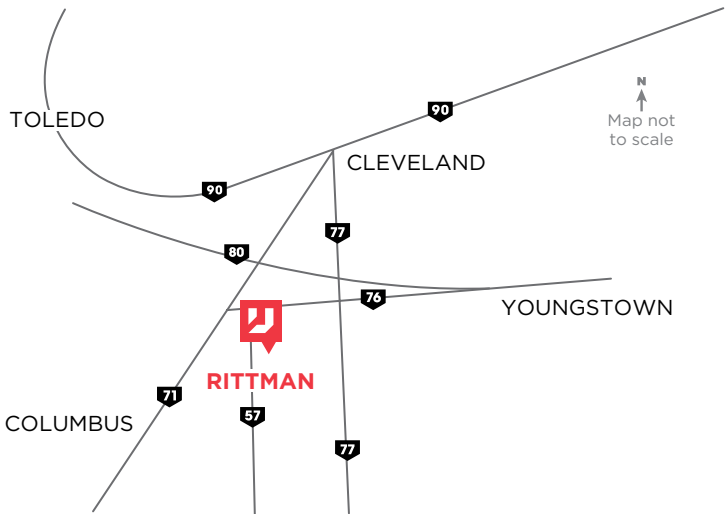
**SEE** An expansive display of **Unilock®** products in a **life-size** outdoor setting.

**TALK** To our **knowledgeable staff** and we'll help you create a plan to achieve the outdoor space you're dreaming about.

**TAKE** **FREE samples** of Unilock paver and wall products home with you.

Please feel free to walk around and browse our Outdoor Idea Center at any time. Call ahead for staffed hours. Call **1-800-UNILOCK** or visit **Unilock.com** for more details.

12560 Sheets Road Rittman, OH 44270





# VISUALIZING YOUR PROJECT DESIGN

A detailed design requires a great deal of time and effort, so you can understand why many contractors charge for this service in advance.

TRADITIONALLY,  
LANDSCAPE DESIGNS  
WERE HAND DRAWN TO  
SCALE ON GRAPH PAPER.

While there are many contractors and designers who still prefer to draw by hand, more and more plans today are being created digitally and in 3D.

If you're having trouble imagining what your project will look like when it's complete, a 3D design can really help.



**HAVING TROUBLE FINDING A CONTRACTOR WHO CAN HELP VISUALIZE YOUR DESIGN? WE CAN HELP.**

Contact us at **1-800-UNILOCK** or register online at **Unilock.com** to take advantage of our Unilock® Authorized Contractor referral program. We'll take the time to understand your project, and will match you with a local contractor who offers a 3D design service and is guaranteed to do the job right.



*3D Rendering*



*Completed Job*







# SELECT

## CHOOSING THE PERFECT PRODUCT

Whether it's a classic paver or wall that you're looking for, or a luxurious product with all the bells and whistles of the latest technology, Unilock® has the perfect choice for your project.



## CLASSIC

Our budget-friendly, Unilock Classic pavers and walls are manufactured to exceed ASTM standards for quality and strength. Available in classic shapes and styles, these products utilize a traditional product mix of large and small aggregates that is consistent from top to bottom with color mixed throughout.

## STONEMARK™

The highly detailed surface texture of StoneMark products is created using Reala Technology. Combined with careful color blending, the result is surface texture and color variation resembling natural stone, but with the durability and precision of a manufactured paver or wall product.

## ENDURACOLOR™

The refined surface of Unilock EnduraColor products is achieved with a **two step manufacturing process** that combines a base of coarser aggregates for a **stronger foundation**, with concentrated color and **wear-resistant finer aggregates on top**. This process protects the surface from the appearance of fading over time because the top layer prevents large, lighter color aggregates from ever showing through.

## PERMEABLE

To reduce the amount of rainwater that flows off the surface of your new pavers and into storm sewers, consider a permeable paving system. Unilock permeable pavers have extra wide joint spaces and are installed on a special aggregate base so water flows through, replenishing the natural ecosystem.

## ELEGANCE™

Deep, rich colors and a multitude of unique Reala™ textures combine to deliver the timeless beauty of Unilock Elegance. From the timeworn look of European cobblestones, to the classic luxury of riven natural stone slabs, our Elegance collection offers styles you can't get anywhere else and thanks to Ultima™ Concrete, the look you purchase is the look that will last, with up to 4x the strength of poured in place concrete.











UNILOCK® COLLECTION OF

# PAVERS & SLABS

---

Whether your project is a light-duty patio or a heavy-duty driveway, the range of Unilock choices has never been better. From classic pavers to luxurious large-scale options, Unilock offers style and technology you can't get anywhere else.





Sierra

**NEW FOR 2019** **BEACON HILL™ CLASSIC**

COLORS\*



GRANITE



RIVER



SIERRA

TECHNICAL ADVANTAGES

**CLASSIC**



**LARGE RECTANGLE**  
21 x 14 x 2 3/8"  
54 x 36 x 6cm



**SQUARE**  
14 x 14 x 2 3/8"  
36 x 36 x 6cm



**SMALL RECTANGLE**  
7 x 14 x 2 3/8"  
18 x 36 x 6cm

RANDOM BUNDLE






Sandstone and Limestone mix with Town Hall® (Burgundy Red) and Courtstone® (Belgian Blue) walkway

# BRUSSELS BLOCK®

COLORS\*



COFFEE CREEK



LIMESTONE



SANDSTONE



SIERRA

## TECHNICAL ADVANTAGES

### CLASSIC

#### ANTIQUED FINISH

Distressed, timeworn finish

#### DRIVE FRIENDLY

Can handle vehicular loads



**XL STONE**  
8¼ x 13¼ x 2¾"  
20.8 x 34.8 x 7cm



**STANDARD STONE**  
6⅞ x 8¼ x 2¾"  
17.3 x 20.8 x 7cm



**HALF STONE**  
4 x 6⅞ x 2¾"  
10.4 x 17.3 x 7cm

Laying patterns can be found on page 148.





River (Classic Finish)



River (Antiqued Finish)

# CAMELOT™ & TUMBLED CAMELOT™

COLORS\*




COFFEE CREEK  
CLASSIC FINISH



GRANITE **NEW FOR 2019**  
CLASSIC FINISH



SIERRA  
ANTIQUED AND CLASSIC FINISH



RIVER  
ANTIQUED AND CLASSIC FINISH

## TECHNICAL ADVANTAGES

### CLASSIC

#### ANTIQUED FINISH

Distressed, timeworn finish

#### DRIVE FRIENDLY

Can handle vehicular loads



RECTANGLE  
6 x 9 x 2<sup>3</sup>/<sub>8</sub>"  
15 x 22.5 x 6cm



SQUARE  
6 x 6 x 2<sup>3</sup>/<sub>8</sub>"  
15 x 15 x 6cm






Sierra

# STONEHENGE®

COLORS\*



RIVER



SIERRA

## TECHNICAL ADVANTAGES

### CLASSIC

#### ANTIQUED FINISH

Distressed, timeworn finish

#### DRIVE FRIENDLY

Can handle vehicular loads



**LARGE SQUARE**  
12 x 12 x 2¾"  
30 x 30 x 7cm



**RECTANGLE**  
6 x 12 x 2¾"  
15 x 30 x 7cm



**SMALL SQUARE**  
6 x 6 x 2¾"  
15 x 15 x 7cm

Visit [Unilock.com](http://Unilock.com) for laying patterns.





River



Opal Blend with Custom Color accent

# ECO-PRIORA™

COLORS\*



RIVER



LARGE SQUARE  
10 x 10 x 3 1/8"  
24 x 24 x 8cm  
SPECIAL ORDER



RECTANGLE  
5 x 10 x 3 1/8"  
12 x 24 x 8cm

## TECHNICAL ADVANTAGES

### CLASSIC

#### DRIVE FRIENDLY

Can handle vehicular loads


#### PERMEABLE

Can be installed to allow water to flow through

# ECO-PROMENADE

## COLORS AND FINISHES

Eco-Promenade is a **SPECIAL ORDER ONLY PRODUCT** and can be manufactured in a variety of custom colors and textures. Minimum quantities may apply. Please contact your Unilock representative for more details.



OPAL



2 7/8 x 12 x 4"  
7 x 30 x 10cm  
SPECIAL ORDER

## TECHNICAL ADVANTAGES

### ENDURACOLOR™

Refined surface and long-lasting color

#### DRIVE FRIENDLY

Can handle vehicular loads

#### PERMEABLE

Can be installed to allow water to flow through





Custom Color (Sycamore)



Natural

# ECO-LINE®

## COLORS AND FINISHES

Eco-Line is a **SPECIAL ORDER ONLY PRODUCT** and can be manufactured in a variety of custom colors and textures. Minimum quantities may apply. Please contact your Unilock representative for more details.

## TECHNICAL ADVANTAGES

### CLASSIC

#### DRIVE FRIENDLY

Can handle vehicular loads

#### PERMEABLE

Can be installed to allow water to flow through

RANDOM BUNDLE SPECIAL ORDER ONLY



9 x 3 x 4"  
23.7 x 8.4 x 10cm



9 x 4½ x 4"  
23.7 x 11.4 x 10cm



11 x 3 x 4"  
27.7 x 8.4 x 10cm



11 x 4½ x 4"  
27.7 x 11.4 x 10cm



12½ x 3 x 4"  
31.7 x 8.4 x 10cm



12½ x 4½ x 4"  
31.7 x 11.4 x 10cm



14 x 3 x 4"  
35.7 x 8.4 x 10cm



14 x 4½ x 4"  
35.7 x 11.4 x 10cm

Visit [Unilock.com](http://Unilock.com) for laying patterns.

# ECO-OPTILOC™

COLORS\*



NATURAL



RIVER

## TECHNICAL ADVANTAGES

### CLASSIC

#### DRIVE FRIENDLY

Can handle vehicular loads

#### PERMEABLE

Can be installed to allow water to flow through



STANDARD  
10¼ x 10¼ x 3⅞"  
26 x 26 x 8cm





River

# AVANTE ASHLAR™

COLORS\*



RIVER



SIERRA

## TECHNICAL ADVANTAGES

### ENDURACOLOR™

Refined surface and long-lasting color

### DRIVE FRIENDLY

Can handle vehicular loads



UNIT A  
11½ x 19 x 2¾"  
29 x 48.5 x 7cm



UNIT B  
11½ x 19 x 2¾"  
29 x 48.5 x 7cm



UNIT C  
11½ x 19 x 2¾"  
29 x 48.5 x 7cm



UNIT D  
11½ x 19 x 2¾"  
29 x 48.5 x 7cm

RANDOM BUNDLE






River (Hollandstone) with Series® (Onyx Black) accent



Mocha (Holland Premier) with Series (Onyx Black) accent

# HOLLANDSTONE™ & HOLLAND PREMIER™

COLORS\*



CHARCOAL CLASSIC




COFFEE CREEK CLASSIC



RIVER CLASSIC



RUSTIC RED CLASSIC



MOCHA ENDURACOLOR



DARK CHARCOAL ENDURACOLOR



CREAM ENDURACOLOR



**HOLLANDSTONE  
STANDARD FINISH**  
4 x 8 x 2<sup>3</sup>/<sub>8</sub>"  
10 x 20 x 6cm



**HOLLAND PREMIER  
ENDURACOLOR**  
4 x 8 x 2<sup>3</sup>/<sub>8</sub>"  
10 x 20 x 6cm

## TECHNICAL ADVANTAGES

### HOLLANDSTONE CLASSIC

#### DRIVE FRIENDLY

Can handle vehicular loads

### HOLLAND PREMIER

#### ENDURACOLOR™

Refined surface and long-lasting color

#### DRIVE FRIENDLY

Can handle vehicular loads

Visit [Unilock.com](http://Unilock.com) for laying patterns.





Dark Charcoal accent in Brussels Dimensional System

# IL CAMPO<sup>®</sup>


COLORS\*



DARK CHARCOAL



MOCHA



PLATINUM - ARTLINE SIZE  
See page 73 for more information.



4 x 8 x 2<sup>3</sup>/<sub>4</sub>"  
10 x 20 x 7cm

## TECHNICAL ADVANTAGES

### ENDURACOLOR<sup>™</sup>

Refined surface and long-lasting color

### BRUSHED FINISH

Graphically interesting etched lines

### DRIVE FRIENDLY

Can handle vehicular loads





Sable Blend

# MATTONI

COLORS\*



CHARLESTON **NEW FOR 2019**



SABLE BLEND



DARK CHARCOAL

## TECHNICAL ADVANTAGES

### ENDURACOLOR™

Refined surface and long-lasting color

### ANTIQUED FINISH

Distressed, timeworn finish

### DRIVE FRIENDLY

Can handle vehicular loads



2¼ x 9½ x 2¾"  
6 x 24 x 7cm

Laying patterns can be found on page 148.







# BEACON HILL™ FLAGSTONE

COLORS\*




BIRCH



RIVER



SIERRA



SLATE BLUE



WALNUT



PLATINUM

## TECHNICAL ADVANTAGES

### ENDURACOLOR™

Refined surface and long-lasting color

PEDESTRIAN ONLY



LARGE RECTANGLE  
21 x 14 x 2 3/8"  
54 x 36 x 6cm



SQUARE  
14 x 14 x 2 3/8"  
36 x 36 x 6cm



SMALL RECTANGLE  
7 x 14 x 2 3/8"  
18 x 36 x 6cm

RANDOM BUNDLE



XL UNIT  
21 x 35 x 2 3/8"  
54 x 90 x 6cm  
SOLD SEPARATELY

Laying patterns can be found on page 148.





## BEACON HILL™ FLAGSTONE

### TOP

Sierra with Umbriano® (Midnight Sky) accent

### BOTTOM

Sierra with Ledgestone™ (Buff) coping

### OPPOSITE

Birch with Copthorne® (3 Color Blend) accent
















Steel Grey with Lineo™ Dimensional Stone (Sierra)

# BEACON HILL™ SMOOTH


COLORS\*



FOSSIL



SIERRA



STEEL GREY

## TECHNICAL ADVANTAGES

### ENDURACOLOR™

Refined surface and long-lasting color

### PEDESTRIAN ONLY



**LARGE RECTANGLE**  
21¼ X 14½ X 2⅜"  
54 x 36 x 6cm



**SQUARE**  
14½ x 14½ x 2⅜"  
36 x 36 x 6cm



**SMALL RECTANGLE**  
7⅞ x 14½ x 2⅜"  
18 x 36 x 6cm




**XL UNIT**  
21 x 35 x 2⅜"  
54 x 90 x 6cm  
SOLD SEPARATELY

RANDOM BUNDLE

Laying patterns can be found on page 148.









Steel Mountain with Rivercrest® Wall (Coastal Slate) and Ledgestone™ (Buff) coping

# BRISTOL VALLEY®

COLORS\*



BAVARIAN BLEND



COPPER RIDGE



STEEL MOUNTAIN

## TECHNICAL ADVANTAGES

### ENDURACOLOR™

Refined surface and long-lasting color

### EASycLEAN™ STAIN RESISTANCE - CF 90

Factory sealed to provide integral surface protection from stains

### PEDESTRIAN ONLY



LARGE RECTANGLE  
21¼" X 14½" X 2⅜"  
54 x 36 x 6cm



SQUARE  
14½" X 14½" X 2⅜"  
36 x 36 x 6cm



SMALL RECTANGLE  
7½" X 14½" X 2⅜"  
18 x 36 x 6cm

RANDOM BUNDLE

Laying patterns can be found on page 148.









River

# TREO® PREMIER

COLORS\*



RIVER



SIERRA



WALNUT

## TECHNICAL ADVANTAGES

### ENDURACOLOR™

Refined surface and long-lasting color

### DRIVE FRIENDLY

Can handle vehicular loads



**LARGE RECTANGLE**  
13¼ x 8¾ x 2¾"  
33.75 x 22.5 x 6cm



**SQUARE**  
8¾ x 8¾ x 2¾"  
22.5 x 22.5 x 6cm



**SMALL RECTANGLE**  
4½ x 8¾ x 2¾"  
11.25 x 22.5 x 6cm

RANDOM BUNDLE

Laying patterns can be found on page 148.









Sierra

# BOULEVARD


COLORS\*



RIVER



SIERRA



STEEL GREY

## TECHNICAL ADVANTAGES

### ENDURACOLOR™

Refined surface and long-lasting color

### DRIVE FRIENDLY

Can handle vehicular loads



LARGE RECTANGLE  
12 x 24 x 2 3/4"  
30.5 x 61 x 7cm



MEDIUM RECTANGLE  
12 x 18 x 2 3/4"  
30.5 x 45.7 x 7cm



SQUARE  
12 x 12 x 2 3/4"  
30.5 x 30.5 x 7cm

Laying patterns can be found on page 148.









Sierra with Town Hall® (Basalt) accent

# THORNBURY™

COLORS\*



BAVARIAN



SIERRA



**LARGE RECTANGLE**  
13¾ x 16½ x 2¾"  
35 x 42 x 7cm



**MEDIUM RECTANGLE**  
13¾ x 8¼ x 2¾"  
35 x 21 x 7cm



**SMALL RECTANGLE**  
6¾ x 8¼ x 2¾"  
17.3 x 21 x 7cm

RANDOM BUNDLE

## TECHNICAL ADVANTAGES

### ENDURACOLOR™

Refined surface and long-lasting color

### DRIVE FRIENDLY


Can handle vehicular loads

### PERMEABLE

Can be installed to allow water to flow through

Visit [Unilock.com](http://Unilock.com) for laying patterns.







# ARTLINE™

COLORS\*




BIRCH




WALNUT




PLATINUM



PLATINUM - IL CAMPO® BRUSHED FINISH



BAVARIAN BLEND - ANTIQUED FINISH **NEW FOR 2019**



STEEL MOUNTAIN - ANTIQUED FINISH **NEW FOR 2019**

## TECHNICAL ADVANTAGES

### ENDURACOLOR™

Refined surface and long-lasting color

### DRIVE FRIENDLY

Can handle vehicular loads

### IL CAMPO® FINISH - BRUSHED FINISH

Graphically interesting etched lines

### ANTIQUED FINISH

Distressed, timeworn finish

### EASYCLEAN™ STAIN RESISTANCE - CF 90

Factory sealed to provide integral surface protection from stains

RANDOM BUNDLE - ALL UNITS



$8\frac{7}{8} \times 7\frac{1}{2} \times 2\frac{3}{4}$ "  
22.5 x 18.8 x 7cm



$13\frac{3}{8} \times 7\frac{1}{2} \times 2\frac{3}{4}$ "  
34 x 18.8 x 7cm



$17\frac{3}{4} \times 7\frac{1}{2} \times 2\frac{3}{4}$ "  
45 x 18.8 x 7cm



$6\frac{3}{4} \times 4\frac{7}{8} \times 2\frac{3}{4}$ "  
17 x 12.5 x 7cm



$10\frac{3}{8} \times 4\frac{7}{8} \times 2\frac{3}{4}$ "  
26 x 12.5 x 7cm



$13\frac{3}{8} \times 4\frac{7}{8} \times 2\frac{3}{4}$ "  
34 x 12.5 x 7cm



$17\frac{3}{4} \times 4\frac{7}{8} \times 2\frac{3}{4}$ "  
45 x 12.5 x 7cm





## ARTLINE™

### TOP

Copper Ridge Antiqued Finish with  
Cophorne® (Burgundy Red) accent

### BOTTOM

Walnut

### OPPOSITE

Platinum with Series (Onyx Black) accent











Steel Grey Blend, Opal Blend and Granite Blend (Il Campo Finish)  
with Black Granite (Series Finish) accent  
Steps - Natural Stone (Black River)



# PROMENADE™ PLANK PAVER

COLORS\*



OPAL BLEND



STEEL GREY BLEND



GRANITE BLEND **IL CAMPO® FINISH**

Graphically interesting etched lines



BLACK GRANITE **SERIES™ FINISH**

Granite, Quartz and Marble surface materials

## TECHNICAL ADVANTAGES

### ENDURACOLOR™

Refined surface and long-lasting color

### DRIVE FRIENDLY

Can handle vehicular loads



8 x 24 x 4"  
20 x 60 x 10cm



OPAL BLEND




STEEL GREY BLEND



4 x 16 x 4"  
10 x 40 x 10cm



SANDSTONE **NEW FOR 2019**



GRANITE BLEND **IL CAMPO® FINISH**

Graphically interesting etched lines



BLACK GRANITE **SERIES™ FINISH**

Granite, Quartz and Marble surface materials



4 x 12 x 4"  
10 x 30 x 10cm

Laying patterns can be found on page 148.









Banding Accent - Onyx Black 4x8  
Paver - Artline™ Platinum

# SERIES™

COLORS\*




COBALT GREY  
RANDOM BUNDLE ONLY



MINERAL ICE GREY  
ALL SIZES



GOLDEN TAN  
4x8 ONLY



ONYX BLACK  
4x8 ONLY



LARGE RECTANGLE  
21¼ x 14½ x 2⅜"  
54 x 36 x 6cm



SQUARE  
14½ x 14½ x 2⅜"  
36 x 36 x 6cm



SMALL RECTANGLE  
7¼ x 14½ x 2⅜"  
18 x 36 x 6cm



4 x 8 x 2⅜"  
10 x 20 x 7cm

RANDOM BUNDLE

## TECHNICAL ADVANTAGES

### ENDURACOLOR™

Refined surface and long-lasting color  
Granite, Quartz and Marble  
surface materials

### DRIVE FRIENDLY

Can handle vehicular loads

Laying patterns can be found on page 148.





Crystalline Basalt with Peppered Granite accent

# TRIBECA COBBLE™

COLORS\*



CRYSTALLINE BASALT



PEPPERED GRANITE



**LARGE RECTANGLE**  
5 1/8 x 12 x 2 3/4"  
13 x 30.5 x 7cm



**MEDIUM RECTANGLE**  
5 1/8 x 9 x 2 3/4"  
13 x 23 x 7cm



**SMALL RECTANGLE**  
5 1/8 x 7 x 2 3/4"  
13 x 17.5 x 7cm

RANDOM BUNDLE

## TECHNICAL ADVANTAGES

### ENDURACOLOR™

Refined surface and long-lasting color  
Granite, Quartz and Marble  
surface materials

### DRIVE FRIENDLY

Can handle vehicular loads

### PERMEABLE

Can be installed to allow water  
to flow through






Notte


NEW FOR 2019

# GRANITO™

COLORS\*



NOTTE



SABIA

## TECHNICAL ADVANTAGES

### ENDURACOLOR™

Refined surface and long-lasting color

### DRIVE FRIENDLY

Can handle vehicular loads

RANDOM BUNDLE  
ALL UNITS EXCEPT HEX



8 $\frac{3}{8}$  x 7 $\frac{1}{2}$  x 2 $\frac{3}{4}$ "  
22.5 x 18.8 x 7cm



13 $\frac{3}{8}$  x 7 $\frac{1}{2}$  x 2 $\frac{3}{4}$ "  
34 x 18.8 x 7cm



17 $\frac{3}{4}$  x 7 $\frac{1}{2}$  x 2 $\frac{3}{4}$ "  
45 x 18.8 x 7cm



HEX  
8 x 8 x 2 $\frac{3}{4}$ "  
20 x 20 x 7cm  
SOLD SEPARATELY



6 $\frac{3}{4}$  x 4 $\frac{7}{8}$  x 2 $\frac{3}{4}$ "  
17 x 12.5 x 7cm



10 $\frac{5}{8}$  x 4 $\frac{7}{8}$  x 2 $\frac{3}{4}$ "  
26 x 12.5 x 7cm



13 $\frac{3}{8}$  x 4 $\frac{7}{8}$  x 2 $\frac{3}{4}$ "  
34 x 12.5 x 7cm



17 $\frac{3}{4}$  x 4 $\frac{7}{8}$  x 2 $\frac{3}{4}$ "  
45 x 12.5 x 7cm

Visit [Unilock.com](http://Unilock.com) for laying patterns.





Cream and Silver Grey

NEW FOR 2019 **SKYLINE™**


TECHNICAL ADVANTAGES

**ENDURACOLOR™**


Refined surface and long-lasting color

PEDESTRIAN ONLY

COLORS\*



CREAM



SILVER GREY



23<sup>7</sup>/<sub>8</sub> x 23<sup>7</sup>/<sub>8</sub> x 2"  
60.6 x 60.6 x 5cm



PERFECT FOR  
ROOF DECKS AND  
OTHER RAISED  
FLOOR APPLICATIONS





Nuvola

# SENZO™

## TECHNICAL ADVANTAGES

### ENDURACOLOR™

Refined surface and long-lasting color


### EASYCLEAN™ STAIN RESISTANCE - CF 100

Factory sealed to provide integral surface protection from stains

### DRIVE FRIENDLY

Can handle vehicular loads


COLORS\*



CASTANO



CREMA



NUVOLA



RECTANGLE  
8 x 16 x 2 3/4"  
20 x 40 x 7cm

Visit [Unilock.com](http://Unilock.com) for laying patterns.





**TOP**

Indian Coast with Black River banding

**BOTTOM**

**PAVER:** Stone Cliff Grey

**GRILL ISLAND AND FIREPIT:**  
Rivercrest® Wall (Buff) and  
Rivercrest Firepit (Buff)





# NATURAL STONE

Suitable for pool decks, wood decks, patios, entrances and concrete overlays.

COLORS\*

## SANDSTONE



INDIAN COAST



STONE CLIFF GREY

## LIMESTONE



BLACK RIVER



WINTER MIST



12 x 24 x 7/8"  
30 x 60 x 2.2cm



18 x 24 x 7/8"  
45 x 60 x 2.2cm



24 x 24 x 7/8"  
60 x 60 x 2.2cm



24 x 36 x 7/8"  
60 x 90 x 2.2cm

**SPEAK TO YOUR CONTRACTOR OR A LOCAL UNILOCK AUTHORIZED DEALER FOR MORE INFORMATION AND AVAILABILITY.**  
**LOOKING FOR MORE INFORMATION?** Contact us at 1-800-UNILOCK to receive your free Natural Stone catalog today!

Not suitable for vehicular applications.





**TOP**

Gotham Nero

**BOTTOM**

Arbor Natural





# PORCELAIN TILE

Suitable for wood deck and concrete overlays.

DELCONCA



EPOKAL BEIGE




EPOKAL BEIGE SCURO




EPOKAL GREY




DOLOMITI GREY



DOLOMITI BEIGE



DOLOMITI NATURAL



DOLOMITI NOCE

DELCONCA USA



GOTHAM NERO



GOTHAM BEIGE



GOTHAM GREY



TRAVSTONE BEIGE




TRAVSTONE NOCE



ARBOR BIANCO




ARBOR GRAY



ARBOR NATURAL



LASCALA BEIGE



LASCALA GRAY



23<sup>5</sup>/<sub>8</sub> x 23<sup>5</sup>/<sub>8</sub> x <sup>3</sup>/<sub>4</sub>"  
60 x 60 x 2cm



15<sup>3</sup>/<sub>4</sub> x 31<sup>1</sup>/<sub>2</sub> x <sup>3</sup>/<sub>4</sub>"  
40 x 80 x 2cm

AVAILABLE IN EPOKAL,  
ARBOR AND LASCALA ONLY



16 x 48 x <sup>3</sup>/<sub>4</sub>"  
40 x 120 x 2cm  
DOLOMITI ONLY

PLEASE CONTACT YOUR CONTRACTOR OR A LOCAL UNILOCK AUTHORIZED DEALER FOR MORE INFORMATION AND AVAILABILITY.  
LOOKING FOR MORE INFORMATION? Contact us at 1-800-UNILOCK to receive your free Porcelain Tile catalog today!

Not suitable for vehicular applications.









Bluestone

# RIVENSTONE™

COLORS\*



BLUESTONE



CANYON

## TECHNICAL ADVANTAGES

### STONEMARK™

Naturally detailed surface

### REALA™ TECHNOLOGY

Cast from natural flagstone

### PEDESTRIAN ONLY



24 x 24 x 1¼"  
60 x 60 x 4.5cm



18 x 24 x 1¼"  
45 x 60 x 4.5cm



12 x 24 x 1¼"  
30 x 60 x 4.5cm

Visit [Unilock.com](http://Unilock.com) for laying patterns.







# UMBRIANO®

COLORS\*



FRENCH GREY



MIDNIGHT SKY



SUMMER WHEAT



WINTER MARVEL

## TECHNICAL ADVANTAGES

### ENDURACOLOR™

Refined surface and long-lasting color

### EASYCLEAN™ STAIN RESISTANCE - CF 90

Factory sealed to provide integral surface protection from stains

### COLORFUSION™ TECHNOLOGY

Subtly mottled color finish

### DRIVE FRIENDLY

8cm pavers can handle vehicular loads



**LARGE RECTANGLE**  
21 x 14 x 2<sup>3</sup>/<sub>8</sub> & 3<sup>1</sup>/<sub>8</sub>"  
54 x 36 x 6 & 8cm



**SQUARE**  
14 x 14 x 2<sup>3</sup>/<sub>8</sub> & 3<sup>1</sup>/<sub>8</sub>"  
36 x 36 x 6 & 8cm



**SMALL RECTANGLE**  
7 x 14 x 2<sup>3</sup>/<sub>8</sub> & 3<sup>1</sup>/<sub>8</sub>"  
18 x 36 x 6 & 8cm

RANDOM BUNDLE AVAILABLE IN BOTH 6CM & 8CM



24 x 24 x 2<sup>3</sup>/<sub>4</sub>"  
60 x 60 x 7cm



12 x 24 x 2<sup>3</sup>/<sub>4</sub>"  
30 x 60 x 7cm



**SMALL RECTANGLE**  
7 x 14 x 3<sup>1</sup>/<sub>8</sub>"  
18 x 36 x 8cm  
SOLD SEPARATELY



4 x 8 x 2<sup>3</sup>/<sub>8</sub>"  
10 x 20 x 6cm  
**NEW FOR 2019**

Laying patterns can be found on page 148. **NOTE:** 24" and 6cm Random not suitable for vehicular applications.





## UMBRIANO®

### TOP

**PAVER:** Summer Wheat with Town Hall®  
(Burgundy Red) accent

**STEPS:** Natural Stone (Indian Coast)  
coping and steps

### BOTTOM

Midnight Sky with Copthorne®  
(Basalt) accent

### OPPOSITE

Summer Wheat















 ELEGANCE™  
**RICHCLIFF®**

Inspired by the texture of natural cut flagstone, Richcliff offers superior durability and timeless appeal for driveways, patios, walkways and commercial projects. A multitude of stone textures were cast using Reala™ Technology, to ensure that finished projects will have a completely random, and natural appearance. And unlike natural stone, which can crack, split and fade, Richcliff is virtually indestructible. Ultima™ Concrete Technology makes Richcliff up to four times stronger than conventional poured concrete. A new large rectangle size is now available for use on its own or in combination with the traditional 3-stone random bundle for expanded patterning options and a larger scale look.











Pebble Taupe and Dawn Mist Blend.

COLORS\*



DAWN MIST



PEBBLE TAUPE



PEBBLE TAUPE / DAWN MIST BLENDED ON SITE



SMOKE SHALE



RECTANGLE  
12 x 9 x 2<sup>3</sup>/<sub>8</sub>"  
30 x 22.6 x 6cm



SQUARE  
9 x 9 x 2<sup>3</sup>/<sub>8</sub>"  
22.6 x 22.6 x 6cm



SMALL RECTANGLE  
6 x 9 x 2<sup>3</sup>/<sub>8</sub>"  
15 x 22.6 x 6cm



LARGE RECTANGLE  
21 x 12 x 2<sup>3</sup>/<sub>8</sub>"  
52.8 x 30.2 x 6cm  
SOLD SEPARATELY

RANDOM BUNDLE

## RICHCLIFF® TECHNICAL ADVANTAGES

### ELEGANCE™

Deep rich colors and unique textures

### REALA™ TECHNOLOGY

Cast natural stone

### ULTIMA™ CONCRETE TECHNOLOGY

Up to 4x stronger than poured-in-place concrete

### DRIVE FRIENDLY

Random Bundle can handle vehicular loads

**NOTE:** 21" x 12" not suitable for vehicular applications. Laying patterns can be found on page 148.









 ELEGANCE™

# COURTSTONE®

The polished look of Courtstone brings a luxurious, old-world elegance to driveways and walkways, with Ultima™ which provides up to four times the strength of conventional poured concrete. Using Reala™ Technology, the unique shapes of Courtstone were cast from real European cobblestones, but manufactured with a consistent base for efficient installation and superior interlock. It's a look that has remained popular for centuries. The stone's non-linear shape means it's possible to create smooth looking curves with minimal cuts. This, in combination with a rich color palette, makes Courtstone a frequent choice for borders and banding accents.









Basalt with Brussels Block® (Sandstone) accent


COLORS\*



BASALT




BELGIAN BLUE SPECIAL ORDER




BASALT / BELGIAN BLUE BLENDED ON SITE



DAWN MIST



PEBBLE TAUPE



DAWN MIST / PEBBLE TAUPE

## COURTSTONE®

### TECHNICAL ADVANTAGES

#### ELEGANCE™

Deep rich colors and unique textures

#### REALA™ TECHNOLOGY

Cast from historic European cobble stones

#### ULTIMA™ CONCRETE TECHNOLOGY

Up to 4x stronger than poured-in-place concrete

#### DRIVE FRIENDLY

Can handle vehicular loads



RANDOM BUNDLE

**XL RECTANGLE**  
5 1/8 x 8 3/8 x 2 3/8"  
13 x 21.5 x 6cm



**LARGE RECTANGLE**  
5 1/8 x 7 1/4 x 2 3/8"  
13 x 18.5 x 6cm



**RECTANGLE**  
5 1/8 x 6 1/2 x 2 3/8"  
13 x 16.5 x 6cm



**SMALL RECTANGLE**  
5 1/8 x 5 3/4 x 2 3/8"  
13 x 14.5 x 6cm



**SQUARE**  
5 1/8 x 5 1/8 x 2 3/8"  
13 x 13 x 6cm









 ELEGANCE™

# TOWN HALL®

The substantial proportions and unique color blending of Town Hall is modeled after historic North American clay street pavers. The timeless look makes it an excellent choice for driveways, patios, walkways and more, in either traditional or permeable applications. The rich colors and classic shape also make it popular for borders, banding and other accents in pavers, walls and vertical features. To ensure projects have a random appearance, Town Hall textures were cast from a multitude of different surfaces using Reala™ Technology, and Ultima™ Concrete Technology was used to create superior durability. The result is vintage, streetscape charm that stands the test of time.









Basalt with Umbriano (Winter Marvel) accent

COLORS\*



BURGUNDY RED



BURNT CLAY



OLD OAK



3 COLOR BLEND BLENDED ON SITE




HERITAGE RED



HERITAGE CLAY



HERITAGE 2 COLOR BLEND  
BLENDED ON SITE



BASALT



STANDARD  
4 x 9 $\frac{3}{4}$  x 2 $\frac{3}{4}$ "  
10 x 25 x 7cm

Laying patterns can be found on page 148.

## TOWN HALL® TECHNICAL ADVANTAGES

### ELEGANCE™

Deep rich colors and unique textures

### REALA™ TECHNOLOGY

Cast from historic brick

### ULTIMA™ CONCRETE TECHNOLOGY

Up to 4x stronger than  
poured-in-place concrete

### DRIVE FRIENDLY

Can handle vehicular loads

### PERMEABLE

Can be installed to allow water  
to flow through









 ELEGANCE™

# COPTHORNE®

Inspired by the rich color and timeworn beauty of European street pavers, Copthorne offers more delicate dimensions than Town Hall®. These proportions make it possible to design curved walkways and borders using Copthorne, without the need for cutting. Cast using Reala™ Technology for an authentic surface appearance, and using Ultima™ Concrete Technology to deliver up to four times the strength of conventional poured concrete, Copthorne offers timeless beauty for driveways, walkways, patios, vertical feature accents and more.





3 Color Blend (Burgundy Red, Burnt Clay and Old Oak) with Brussels Block<sup>®</sup> (Sandstone) accent and Rivercrest<sup>®</sup> Wall (Buff) with Ledgestone coping and steps (Buff)






Steel Blue with Basalt accent

COLORS\*



BURGUNDY RED



BURNT CLAY



OLD OAK



3 COLOR BLEND BLENDED ON SITE



BASALT



STEEL BLUE



STANDARD  
2½ x 7⅞ x 2⅜"  
6.5 x 20 x 6cm

Laying patterns can be found on page 148.

## COPTHORNE® TECHNICAL ADVANTAGES

### ELEGANCE™

Deep rich colors and unique textures

### REALA™ TECHNOLOGY

Cast from historic brick

### ULTIMA™ CONCRETE TECHNOLOGY

Up to 4x stronger than poured-in-place concrete

### DRIVE FRIENDLY

Can handle vehicular loads






## PAVERS

# BORDERS & BANDING

Like crown molding provides the finishing touch to a room in your home, smartly planned borders and banding in your driveway, walkway or patio can elevate your project from good to great.







**PAVER** Beacon Hill™ Flagstone (Birch)  
**ACCENT** Il Campo® (Mocha)



**PAVER** Richcliff® (Pebble Taupe / Dawn Mist)  
**ACCENT** Il Campo® (Dark Charcoal)



**PAVER** Beacon Hill™ Flagstone (Sierra)  
**ACCENT** Cophthorne® (Basalt)



**PAVER** Richcliff (Pebble Taupe / Dawn Mist)  
**ACCENT** Cophthorne (Burgundy Red)




**PAVER** Brussels Block® (Sierra)  
**ACCENT** Town Hall® (Basalt)



**PAVER** Artline™ (Platinum)  
**ACCENT** Il Campo (Dark Charcoal)



**PAVER** Courtstone® (Belgian Blue / Basalt)  
**ACCENT** Cophthorne (Old Oak) and Courtstone (Basalt)



**PAVER** Bristol Valley® (Steel Mountain)  
**ACCENT** Series™ (Onyx Black)



**PAVER** Umbriano® (Summer Wheat)  
**ACCENT** Il Campo (Mocha)





Wall - U-Cara® (Steel Grey Pitched Face) with (Opal Smooth Face) accent and Universal Coping (Opal)  
Paver - Beacon Hill™ Smooth (Steel Grey) with Town Hall® (Basalt) accent





UNILOCK® COLLECTION OF

# RETAINING WALLS & VERTICALS

---

Unlimited creative possibilities exist for retaining soil or building vertical features like grill islands and firepits. Now the durability of EnduraColor™ is available, thanks to our new U-Cara® multi-face wall system.







## The U-Cara Multi-Face Wall System represents a revolution in wall design.

This patented system, exclusive to Unilock®, is comprised of two basic components:

- | Sure Track™ backer blocks provide dimensionally accurate structure
- | U-Cara fascia panels provide unlimited design options



### 1 CHOOSE YOUR BLOCK



**SURE TRACK STANDARD BACKER**  
6 x 8 x 6"  
15 x 20 x 15cm



**SURE TRACK LARGE BACKER**  
6 x 7 x 12"  
15 x 17.5 x 30cm

### 2 SELECT YOUR FASCIA STYLE

**Pitched**



**STANDARD FASCIA PANEL**  
6 x 18½ x 2¾"  
15 x 46.6 x 6cm

**Smooth**



U-Cara fascia panels are available in a variety of colors and textures, including **exclusive Unilock EnduraColor™ finishes.**

### CLOSED END PANELS FOR CORNERS

CORNER BUNDLE



**STANDARD FASCIA HALF PANEL**  
(Umbriano®, Pitched & Smooth)  
6 x 9¼ x 2¾"  
15 x 23.3 x 6cm



**CLOSED-END FASCIA PANEL**  
(Umbriano®, Pitched & Smooth)  
6 x 21 x 2¾"  
15 x 53 x 6cm

### COPING AND BASE UNITS



**UNIVERSAL COPING**  
19 x 14 x 2¾"  
48.2 x 35.5 x 7cm



**UNIVERSAL BASE UNIT**  
19 x 14 x 2"  
48.2 x 35.5 x 5.5cm



**SURE TRACK CORNER INSERT**  
L = 2"  
5cm





**LEFT - GRILL ISLAND**

Opal (Smooth Face) with Steel Grey (Pitched Face) accent and Universal Coping (Opal)

**RIGHT - SEAT WALL**


Sierra (Pitched Face) with LedgeStone™ Fullnose Coping (Buff)

**PAVER:** Beacon Hill™ Flagstone with Mattoni

**BOTTOM - GARDEN WALL**

Summer Wheat (Umbriano® Finish) with LedgeStone coping (Buff)

**PAVER:** Umbriano (Summer Wheat) with Natural Stone coping



Use U-Cara to build Retaining Walls, Seat Walls, Pillars, Planters, Fire Features, Grill Islands and more!



# U-CARA®

## UMBRIANO® FINISH



## PITCHED FACE



## SMOOTH FACE



## TECHNICAL ADVANTAGES

### ENDURACOLOR™

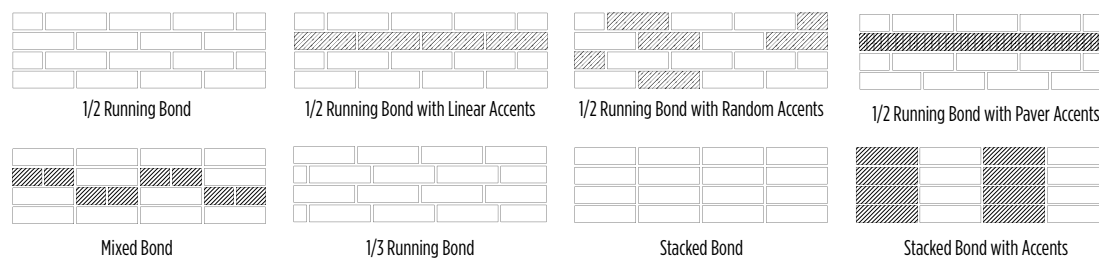
Refined surface and long-lasting color

### UMBRIANO FINISH

### COLORFUSION™ TECHNOLOGY

Subtly mottled color finish

U-Cara Fascia panels can be placed anywhere along the Sure Track Backer Block, allowing for a variety of patterns, color and texture combinations not possible with other systems.



**COPING** For coping options see page 140-147.





## U-CARA®

### TOP

**WALL AND FIREPIT:**  
Opal (Smooth Face) with  
Universal Coping (Opal)  
**PAVER:** Artline™

### BOTTOM

**ISLAND AND PILLARS:**  
Steel Grey (Pitched Face)  
**PAVER:** Beacon Hill™ Smooth  
(Steel Grey) with Umbriano®  
(Midnight Sky) accent

### OPPOSITE

**GRILL ISLAND:**  
Opal (Smooth Face) with Steel Grey  
(Pitched Face) accent and  
Universal coping (Opal)  
**WALL:** Steel Grey (Pitched Face)  
with Universal coping (Opal)











**LEFT**  
**PILLARS AND STEPS:** Rapid Pillar System (Buff) with Ledgestone™ (Buff) treads



**RIGHT**  
**FIRE FEATURE:** Coastal Slate with Natural Stone (Black River) coping

**BOTTOM**  
**FIREPIT:** Buff Firepit Kit





# RIVERCREST® WALL

COLORS\*



BUFF



COASTAL SLATE

## TECHNICAL ADVANTAGES

### STONEMARK™

Naturally detailed surface

### REALA™ TECHNOLOGY

Cast from natural stone



In 2013, Rivercrest Wall received the "red dot" award for high design quality and innovation.

reddot [www.registration.pd.red-dot.de](http://www.registration.pd.red-dot.de)



STANDARD UNIT 1  
8 x 9-10 x 2¼"  
20 x 23-25 x 6cm



STANDARD UNIT 2  
12 x 9-10 x 2¼"  
31 x 23-25 x 6cm



STANDARD UNIT 3  
12 x 9-10 x 2¼"  
31 x 23-25 x 6cm



STANDARD UNIT 4  
17 x 9-10 x 2¼"  
42.5 x 23-25 x 6cm

### RANDOM BUNDLE



JUMPER UNIT 1  
8 x 9-10 x 4½"  
20 x 23-25 x 11.4cm



JUMPER UNIT 2  
12 x 9-10 x 4½"  
31 x 23-25 x 11.4cm



JUMPER UNIT 3  
12 x 9-10 x 4½"  
31 x 23-25 x 11.4cm



JUMPER UNIT 4  
17 x 9-10 x 4½"  
42.5 x 23-25 x 11.4cm

### JUMPER BUNDLE



LONG CORNER UNIT  
17 ½ x 9-10 x 2¼"  
45 x 23-25 x 6cm



SHORT CORNER UNIT  
14 ½ x 9-10 x 2¼"  
37.5 x 23-25 x 6cm



JUMPER CORNER UNIT  
12 x 9-10 x 4½"  
31 x 23-25 x 11.4cm



UNIVERSAL BASE UNIT  
19 x 14 x 2"  
48.2 x 35.5 x 5.5cm

### CORNER BUNDLE SPECIAL ORDER



PILLAR UNIT  
20 x 20 x 4½"  
50 x 50 x 11.4cm

Pillar cap sold separately.

### RAPID PILLAR SYSTEM



## COPING

For Rivercrest Wall we recommend using Ledgestone 24" x 12" (page 143) coping. For more coping options see pages 140-147.



## RIVERCREST FIREPIT KIT

See page 134 for more information.





## RIVERCREST WALL®

### TOP

**GRILL ISLAND:** Coastal Slate with Cophorne™ (Basalt) accent

**GRILL ISLAND:** Umbriano™ (Winter Marvel) and Courtstone™ (Basalt) accent

### BOTTOM

**RETAINING WALL:** Buff with Ledgestone™ (Buff) coping

### OPPOSITE

**SEAT WALL AND FIREPIT:** Coastal Slate with Series™ (Onyx Black) accent and Ledgestone (Grey) and Brussels Fullnose™ (Limestone) coping

**PAVER:** Umbriano™ (Midnight Sky) with Series (Onyx Black) accent











**LEFT**

**GRILL ISLAND:** Sierra


**RIGHT**

**PILLAR AND WALL:** Platinum with Series™ (Onyx Black) accent and LedgeStone™ (Grey) coping and pillar cap

**BOTTOM**

**WALL AND WATER FEATURE:** Platinum with Natural Stone (Stone Cliff Grey) coping

**PAVER:** Richcliff® (Dawn Mist and Pebble Taupe) with Courtstone® (Basalt) accent





# LINEO® DIMENSIONAL STONE

COLORS\*



PLATINUM



SIERRA



WALNUT



24 x 4 x 8"  
60 x 10 x 20cm



20 x 4 x 8"  
50 x 10 x 20cm



16 x 4 x 8"  
40 x 10 x 20cm



12 x 4 x 8"  
30 x 10 x 20cm

RANDOM BUNDLE



PILLAR UNIT / CORNER UNIT  
16 x 4 x 8"  
40 x 10 x 20cm



LINEO® PILLAR CAP  
29 x 29 x 4"  
74 x 74 x 10cm



UNIVERSAL BASE UNIT  
19 x 14 x 2"  
48.2 x 35.5 x 5.5cm

## COPING

For Lineo Dimensional Stone pillar we recommend using Lineo 29" x 29" pillar cap.  
See page 143 for color options.





**LEFT**  
**GRILL ISLAND:** Sierra with Series™  
(Onyx Black) accent



**RIGHT**  
**RETAINING WALL:** Sierra with  
LedgeStone™ (Buff) coping

**BOTTOM**  
**FIREPIT AND SEAT WALL:** Sierra with  
Series (Onyx Black) accent and  
LedgeStone (Buff) pillar caps and  
Brussels Fullnose™ (Sierra) coping.  
**PAVERS:** Thornbury (Sierra) with  
Series (Onyx Black) accent





# ESTATE WALL®

COLORS\*



GRANITE AVAILABLE IN 6" ONLY **NEW FOR 2019**



RIVER



SIERRA



**LARGE WEDGE**  
16 x 6 x 9"  
40 x 15 x 22.8cm



**MEDIUM WEDGE**  
12 x 6 x 9"  
30 x 15 x 22.8cm



**SMALL WEDGE**  
8 x 6 x 9"  
20 x 15 x 22.8cm



**6" CORNER**  
12½ x 6 x 9"  
31.7 x 15 x 22.8cm

6" RANDOM BUNDLE



**LARGE WEDGE**  
14¾ x 3 x 9"  
37.5 x 7.5 x 22.8cm



**MEDIUM WEDGE**  
12 x 6 x 9"  
30 x 7.5 x 22.8cm



**SMALL WEDGE**  
8 x 6 x 9"  
23 x 7.5 x 22.8cm



**3" CORNER**  
12½ x 9 x 3"  
31.7 x 7.5 x 22.8cm



**UNIVERSAL BASE UNIT**  
19 x 14 x 2"  
48.2 x 35.5 x 5.5cm

3" RANDOM BUNDLE

## COPING

For Estate Wall we recommend using Ledgestone 24" x 12" coping. See page 143 for color options.







**LEFT**

**WATER FEATURE:** Limestone with Copthorne® (Basalt) accent and Ledgestone™ (Grey) coping

**PAVER:** Copthorne (Basalt)



**RIGHT**

**FIREPIT AND TV UNIT:** Sandstone with Brussels Fullnose™ (Sandstone) coping

**PAVER:** Beacon Hill Flagstone™ (Almond Grove Fusion) with Copthorne (3 Color Blend) accent

**BOTTOM**

**GRILL ISLAND:** Sandstone with Series™ (Onyx Black) accent and Brussels Fullnose (Sandstone) ledge

**PAVER:** Brussels Block® (Sandstone)





# BRUSSELS DIMENSIONAL SYSTEM™

COLORS\*



COFFEE CREEK



LIMESTONE



SANDSTONE



SIERRA



RIVER NOT AVAILABLE IN COPING



BROWN AVAILABLE IN STANDARD/CORNER ONLY WHILE QUANTITIES LAST



15" UNIT  
15 x 4 x 8"  
38.1 x 10 x 20cm



12" UNIT  
12 x 4 x 8"  
30.5 x 10 x 20cm



9" UNIT  
9 x 4 x 8"  
22.9 x 10 x 20cm

RANDOM BUNDLE



STANDARD/CORNER  
4 x 8 x 12"  
10 x 20 x 30cm



COPING  
12 x 3 x 12"  
30.5 x 7.6 x 30.5cm



SMALL TAPERED UNIT  
9 x 4 x 8"  
22.9 x 10 x 20cm



UNIVERSAL BASE UNIT  
19 x 14 x 2"  
48.2 x 35.5 x 5.5cm

## SUNSET FIREPIT KITS

AVAILABLE COLORS: Coffee Creek, Limestone, Sandstone, Sierra and River.



Round



Square

See page 134 for more information.

**COPING** For coping options we recommend using Natural Stone (page 81) or LedgeStone (page 143).





Wall - Sierra with Ledgestone™ (Buff) coping  
Pavers - Thornbury™ (Sierra)

# ROMANPISA®

COLORS\*



GRANITE



RIVER



SIERRA



STANDARD  
8 x 6 x 12"  
20 x 15 x 30cm



TAPERED  
8 x 6 x 12"  
20 x 15 x 30cm



CORNER  
12 x 6 x 8"  
30 x 15 x 20cm



ROMAN COPING  
12 x 3 x 12"  
30 x 7.5 x 30cm

**COPING** For coping options see pages 140-147.





Sierra XL with Sierra coping

# PISA2<sup>®</sup>

COLORS\*



GRANITE



RIVER



SANDSTONE



SIERRA



STANDARD  
8 x 6 x 12"  
20 x 15 x 30cm



TAPERED  
8 x 6 x 12"  
20 x 15 x 30cm



CORNER  
12 x 6 x 8"  
30 x 15 x 20cm



PISA COPING  
12 x 3 x 12"  
30 x 7.5 x 30cm



XL UNIT  
16 x 6 x 12"  
40 x 15 x 30cm



UNIVERSAL BASE UNIT  
19 x 14 x 2"  
48.2 x 35.5 x 5.5cm

**COPING** For coping options see pages 140-147.





Granite



River

# SPLIT'N STACK®

# ROMANSTACK®

COLORS\*



GRANITE



RIVER



SIERRA




WEDGE UNIT  
8 x 4 x 8"  
20 x 10 x 20cm

COLORS\*



GRANITE



RIVER



SIERRA



WEDGE UNIT  
8 x 4 x 8"  
20 x 10 x 20cm






Natural


# SIENASTONE®

COLORS\*



NATURAL

COPING



NATURAL



STANDARD 925  
39 x 7¼ x 36½"  
100 x 18.5 x 92.5cm  
SPECIAL ORDER



STANDARD 500  
39 x 7¼ x 20"  
100 x 18.5 x 50cm



STANDARD 333  
39 x 7¼ x 13½"  
100 x 18.5 x 33cm  
SPECIAL ORDER



COPING  
39 x 7¼ x 20"  
100 x 18.5 x 50cm



# FIREPITS & FIREPLACES

## RIVERCREST FIREPIT KIT This firepit kit is built with the Rivercrest® Wall. See page 121.



**FIREPIT GRILL** is included and fits securely into the firepit.

## SUNSET FIREPIT KIT This firepit kit uses Brussels Dimensional System™. See page 129.



### FIREPIT INSERT

Firepit insert is included and fits securely into firepit.



**ROUND**



**SQUARE**

## BELLA

The Bella pre-built fireplace and grill island are constructed from Rivercrest® Wall (page 121) and Universal coping (page 147).



**BELLA FIREPLACE**



**BELLA GRILL ISLAND**

## TUSCANY

The Tuscany pre-built fireplace is constructed from Brussels Dimensional System™ (page 129) and Copthorne® (page 107) accents.





# FIRE FEATURES



### BRUSSELS DIMENSIONAL SYSTEM™

This unique fire table and water feature combination is built using Brussels Dimensional System (page 129) with Natural Stone coping (page 85).



### LINEO® DIMENSIONAL STONE

This contemporary firepit feature is built with Lineo Dimensional Stone (page 125) and Ledgestone™ coping (page 143).



### RIVERCREST WALL

The fire table above is built using Rivercrest Wall (page 121) and Ledgestone coping (page 143).



### U-CARA®

This custom fire feature is built using our new U-Cara Multi-Face Wall System (page 115) and Universal coping (page 147).



**REMEMBER** To ensure a long lasting fire feature, direct exposure to extreme heat from an open flame should be avoided. Always construct fire features with a protective heat barrier such as a metal insert, refractory blocks or approved firebrick to prevent potential heat damage.



# PILLARS & WATER FEATURES



## U-CARA®

The unique pillar and seat wall is built using our new U-Cara Multi-Face Wall System (page 115) and Universal coping (page 147) with LedgeStone™ pillar cap (page 143).



## BRUSSELS DIMENSIONAL SYSTEM™

This double pillar entrance unit is built using Brussels Dimensional System (page 129) with LedgeStone pillar cap (page 143) and Town Hall® (page 103) accent.



## RIVERCREST® PILLAR UNIT

The pillar above is built using the Rivercrest® Wall Rapid Pillar System (page 121) with Umbriano® (page 91) accent and LedgeStone (page 143) pillar cap.



## LINEO® DIMENSIONAL STONE

This contemporary water feature is built using Lineo Dimensional Stone (page 125) and Natural Stone (page 85).



## RIVERCREST® WALL

This poolside hot tub feature is built using Rivercrest® Wall (page 121) with Copthorne (page 107) accent LedgeStone coping (page 143).



## BRUSSELS DIMENSIONAL SYSTEM™

The unique water feature above is built with Brussels Dimensional System and Brussels Fullnose™ (page 129) with LedgeStone pillar cap (page 143) and Copthorne® accent (page 107).



**LOOKING FOR SOMETHING DIFFERENT?** Speak to your contractor about using Unilock products to build a custom water feature or pillar that's just right for your project.



# GRILL ISLANDS



## U-CARA®

This unique grill is built using our new U-Cara Multi-Face Wall System (page 115) with Universal coping (page 147) and porcelain tile (page 87) counter-top.



## BRUSSELS DIMENSIONAL SYSTEM™

The grill island shown above is built with Brussels Dimensional System (page 129) with Series™ (page 79) accent and LedgeStone™ (page 143) counter-top and coping.



## LINEO® DIMENSIONAL STONE

This modern grill island is built using Lineo Dimensional Stone (page 125).




## RIVERCREST® WALL

This exceptional grill island is built using Rivercrest Wall (page 121) with Umbriano® (page 91) accent.



**LOOKING FOR SOMETHING DIFFERENT?** Speak to your contractor about using Unilock products to build a custom grill island that's just right for your project.






## WALLS

# BORDERS & BANDING

Using contrasting colors and textures to band landscape walls and other vertical features is a popular design touch. These features can be coordinated with borders and banding in the paving portion of your project.







**WALL** U-Cara\* (Sierra) Pitched Face  
**WALL** U-Cara (Midnight Sky) Umbriano Finish



**WALL** U-Cara (Opal) Smooth Face  
**WALL** U-Cara (Graphite) Smooth Face



**WALL** U-Cara (River) Pitched Face  
**ACCENT** U-Cara (Cream) Smooth Face



**WALL** Rivercrest\* Wall (Coastal Slate)  
**ACCENT** Series™ (Onyx Black)



**WALL** Rivercrest\* Wall (Coastal Slate)  
**ACCENT** Cophthorne® (Basalt)



**WALL** Estate Wall\* (River)  
**ACCENT** Il Campo® (Dark Charcoal)



**WALL** Brussels Dimensional System™ (Sierra)  
**ACCENT** Il Campo (Mocha)



**WALL** Brussels Dimensional System™ (Sandstone)  
**ACCENT** Cophthorne (Burgundy Red)



**WALL** Lineo\* Dimensional Stone (Platinum)  
**ACCENT** Il Campo (Dark Charcoal)





Wall - U-Cara Steel Grey (Pitched) with Opal (Smooth) accent and Universal Coping (Opal)  
Paver - Umbriano (French Grey) with Town Hall (Basalt) accent





UNILOCK® COLLECTION OF

# STEPS, TREADS & COPING

---

From classic, fullnose shapes to pitched-face edges, our steps, treads and coping offer a wide variety of choices for the finishing touch on your project.





**LEFT**  
Ledgestone Fullnose Buff  
with Brussels Dimensional System™  
(Sierra)



**RIGHT**  
Ledgestone Step Buff

**BOTTOM**  
Ledgestone Coping Buff with Brussels  
Dimensional System (Limestone)





# LEDGESTONE™ STEPS & COPING

COLORS\*



BUFF



GREY

## TECHNICAL ADVANTAGES

### REALA™ TECHNOLOGY

Cast from natural stone

**COPING UNIT**  
24 x 12 x 2¾"  
61 x 30.5 x 7cm



**36" STEP**  
36 x 18 x 6"  
91.4 x 45.7 x 15.2cm



**CLOSED END COPING**  
24 x 12 x 2¾"  
61 x 30.5 x 7cm



**48" STEP**  
48 x 24 x 6"  
122 x 61 x 15.2cm



**LARGE COPING UNIT**  
**NEW FOR 2019**  
30 x 13½ x 2¾"  
122 x 61 x 7cm



**72" STEP**  
72 x 24 x 6"  
183 x 61 x 15.2cm



**LARGE CLOSED END COPING**  
**NEW FOR 2019**  
30 x 13½ x 2¾"  
122 x 61 x 7cm



**FULLNOSE COPING**  
**NEW SIZE**  
24 x 12 x 2⅝"  
61 x 30.5 x 6cm



### LEDGESTONE PILLAR CAP

**24" PILLAR CAP**  
24 x 24 x 3½"  
60 x 60 x 9cm

**29" PILLAR CAP**  
29 x 29 x 3½"  
72 x 72 x 9cm







Sierra



Natural

## PISA2<sup>®</sup> COPING

COLORS\*



GRANITE



RIVER



SANDSTONE



SIERRA



12" COPING  
12 x 3 x 12"  
30 x 7.5 x 30cm

## SIENASTONE<sup>®</sup> STEPS

COLORS\*



GRANITE



NATURAL



NEVADA



STEP UNIT  
48" x 7 1/4" x 20"  
120 x 18.5 x 50cm





Antiqued Sandstone with Courtstone® (Basalt) accent



Classic Sierra (Double Fullnose) Wall - Brussels Dimensional System™ (Sierra) with Il Campo® (Dark Charcoal) accent

# FULLNOSE™ & DOUBLE FULLNOSE™

ANTIQUED\*



COFFEE CREEK  
WHILE QUANTITIES LAST



LIMESTONE



SANDSTONE



SIERRA



MOCHA

**ANTIQUED FINISH**  
Distressed, timeworn finish

CLASSIC\*



COFFEE CREEK  
WHILE QUANTITIES LAST



LIMESTONE



SANDSTONE



SIERRA



MOCHA



DARK CHARCOAL



ANTIQUED  
STANDARD  
6 x 12 x 2¾"  
15 x 30 x 7cm



ANTIQUED  
DOUBLE FULLNOSE  
6 x 12 x 2¾"  
15 x 30 x 7cm  
NOT AVAILABLE IN MOCHA



CLASSIC  
STANDARD  
6 x 12 x 2¾"  
15 x 30 x 7cm



CLASSIC  
DOUBLE FULLNOSE  
6 x 12 x 2¾"  
15 x 30 x 7cm  
NOT AVAILABLE IN MOCHA






Black River Coping and Pillar Cap



Indian Coast Coping

# NATURAL STONE COPING

COLORS\*



STONE CLIFF GREY SANDSTONE



INDIAN COAST SANDSTONE



BLACK RIVER LIMESTONE



WINTER MIST LIMESTONE



COPING NATURAL EDGE  
12 x 48 x 2"  
30 x 120 x 5cm  
36" LENGTH FOR WINTER MIST



COPING FULLNOSE EDGE  
12 x 48 x 2"  
30 x 120 x 5cm





Grey

# UNIVERSAL COPING

COLORS\*



CREAM



OPAL



GRAPHITE



COPING  
19 x 14 x 2<sup>3</sup>/<sub>4</sub>"  
48.2 x 35.5 x 7cm

## TECHNICAL ADVANTAGES


---

**ENDURACOLOR™**

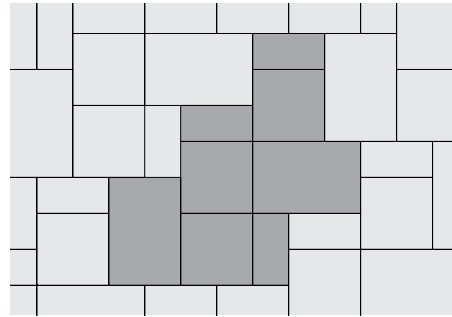
Refined surface and long-lasting color



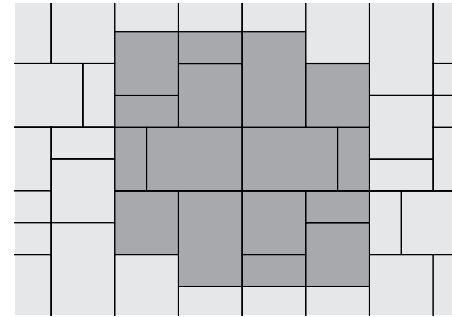
# POPULAR LAYING PATTERNS



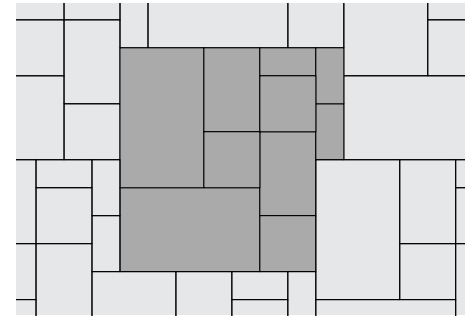
**ARTLINE™ RANDOM** - 100% Random Bundle



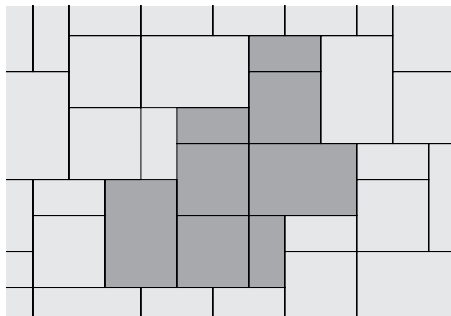
**BEACON HILL™ RANDOM A** - 40% Large Rectangle, 40% Square, 20% Small Rectangle



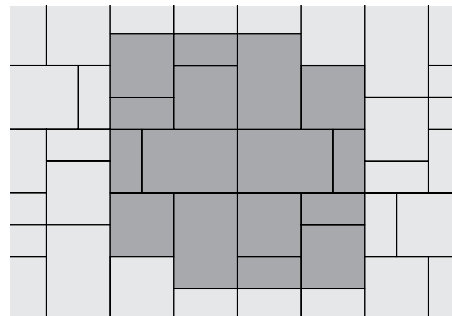
**BEACON HILL™ RANDOM B** - 40% Large Rectangle, 40% Square, 20% Small Rectangle



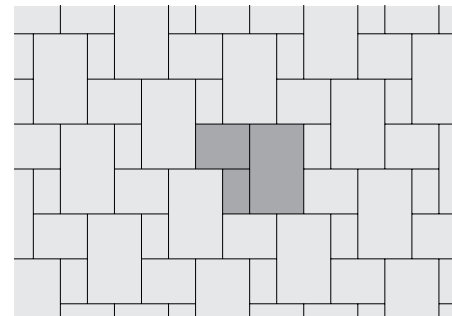
**BEACON HILL™ G** - 50% Random Bundle, 50% XL Unit



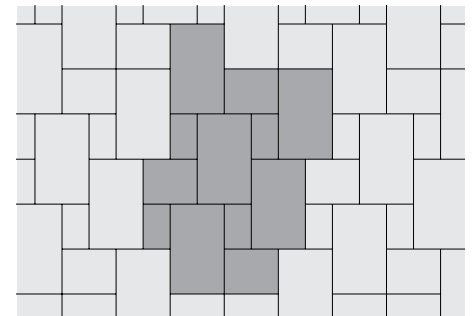
**BRISTOL VALLEY™ RANDOM A** - 40% Large Rectangle, 20% Small Rectangle, 40% Square



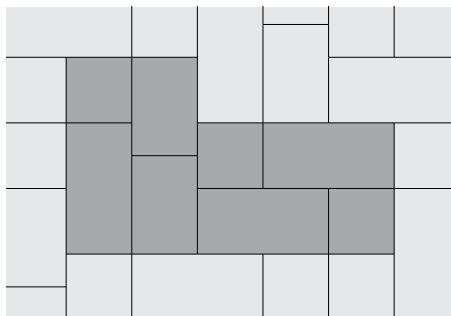
**BRISTOL VALLEY™ RANDOM B** - 40% Large Rectangle, 20% Small Rectangle, 40% Square



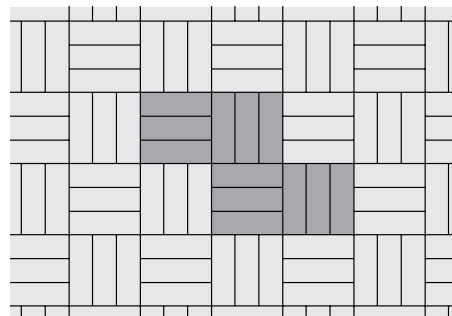
**BRUSSELS BLOCK™ Y** - 57% XL, 29% Standard, 14% Half




**BRUSSELS BLOCK™ Z** - 67% XL, 20% Standard, 13% Half




**BOULEVARD A** - 50% Large Rectangle, 25% Medium Rectangle, 25% Square



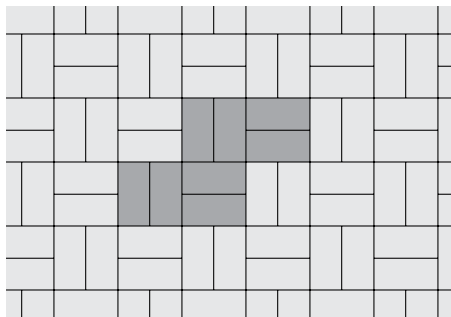
**COPTHORNE™ A** - 100% Standard




**COPTHORNE™ A** - 100% Standard




**COURTSTONE** - 100% Random Bundle



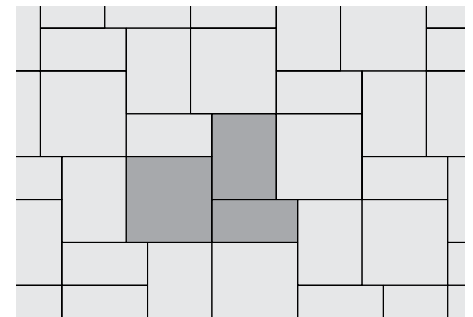
**HOLLANDSTONE/HOLLAND PREMIER D** - 100% Standard



**MATTONI™ A** - 100% Standard



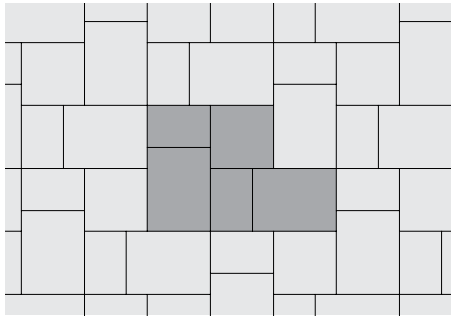
**MATTONI™ B** - 100% Standard



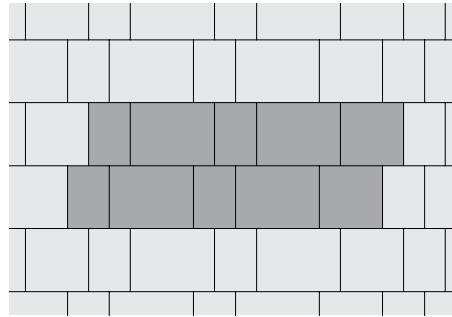
**RIVENSTONE™ A** - 45% 24 x 24", 33% 18 x 24", 22% 12 x 24"



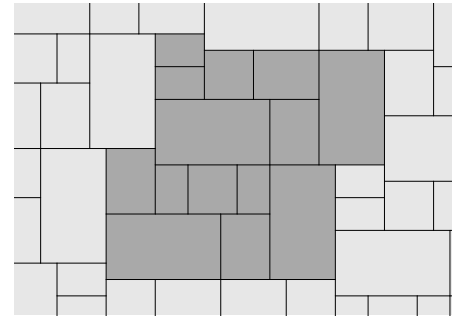
# POPULAR LAYING PATTERNS



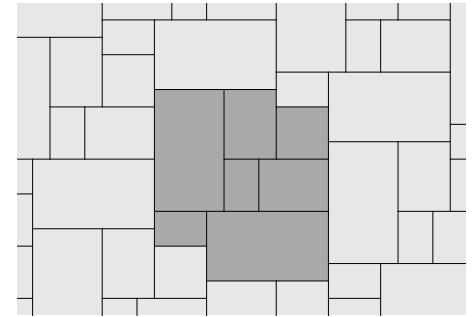
**RICHCLIFF A** - 53% 12 x 9", 20% 9 x 9",  
27% 6 x 9"




**RICHCLIFF B** - 53% 12 x 9", 20% 9 x 9",  
27% 6 x 9"



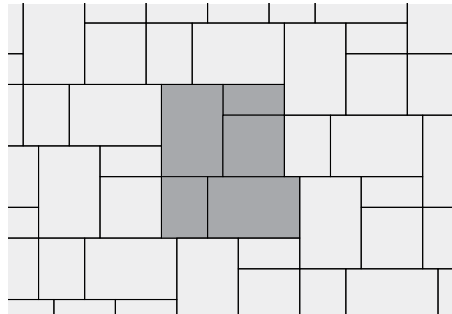
**RICHCLIFF E** - 45% Random Bundle,  
55% Large Rectangle



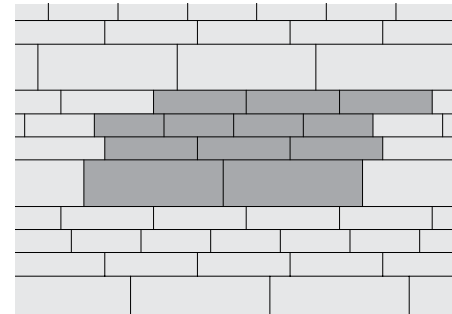
**RICHCLIFF F** - 45% Random Bundle,  
55% Large Rectangle



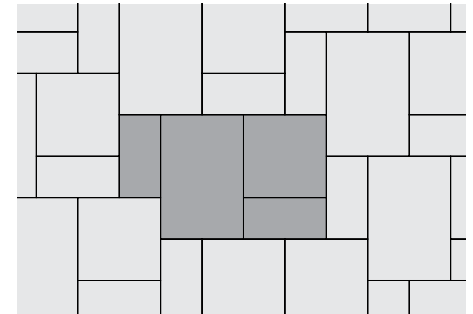
**NATURAL STONE D** - 43% 18 x 24",  
57% 12 x 24"



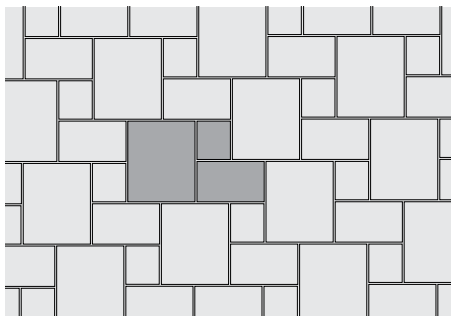
**NATURAL STONE E** - 57% 24 x 36",  
19% 24 x 24", 14% 18 x 24" 10% 12 x 24"




**PROMENADE PLANK PAVER G** - 20% 4 x 12",  
40% 4 x 16", 8% 8 x 24"



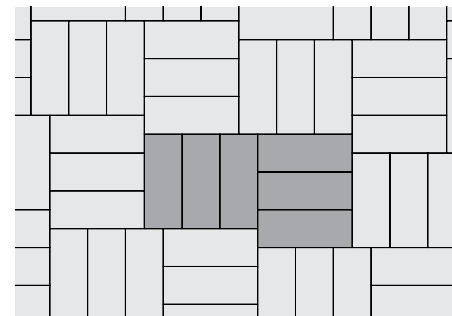
**TREO A** - 100% Random Bundle



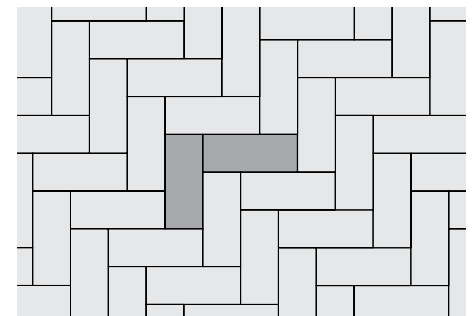
**THORNBURY A** - 49% Large Rectangle, 34%  
Medium Rectangle, 17% Small Rectangle




**THORNBURY C** - 49% Large Rectangle, 34%  
Medium Rectangle, 17% Small Rectangle



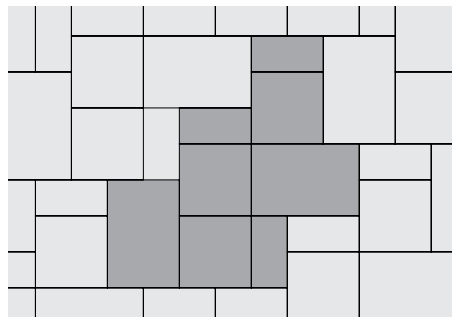
**TOWN HALL A** - 100% Standard



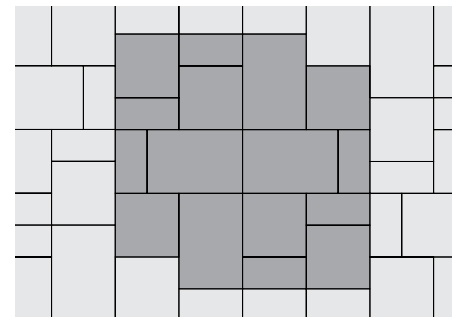
**TOWN HALL B** - 100% Standard



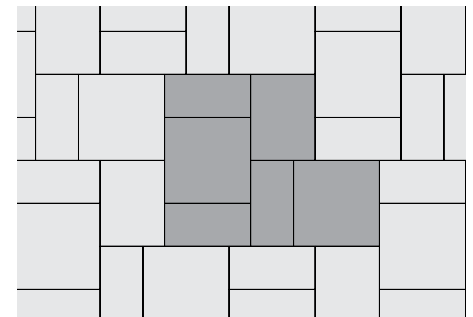
**TRIBECA COBBLE** - 100% Random Bundle



**UMBRIANO RANDOM A** - 40% Large Rectangle,  
40% Square, 20% Small Rectangle



**UMBRIANO RANDOM B** - 40% Large Rectangle,  
40% Square, 20% Small Rectangle



**YORKSTONE K** - 47% 24 x 24", 18% 18 x 24",  
35% 12 x 24"



# INDEX

## PAVERS AND WALLS

Artline™	73...6, 9, 13, 17
Avante Ashlar™	54
Beacon Hill™ Classic	48
Beacon Hill™ Flagstone	59...18-20
Beacon Hill™ Smooth	63...14, 46, 112
Boulevard	69
Bristol Valley*	65...9, 19
Brussels Block*	49...7, 13, 23
Brussels Dimensional System™	129...5, 10, 13, 17, 19-20
Camelot™ & Tumbled Camelot	50
Copthorne*	107...7, 9, 12-13, 20
Courtstone*	99...7, 20, 22, 24-25
Eco-Line*	53
Eco-Optiloc*	53
Eco-Priora™	52
Eco-Promenade*	52
Estate Wall*	127...20
Fullnose™ & Double Fullose	145...13
Granito™	81
Hollandstone™ & Holland Premier™	55
Il Campo*	56
Ledgestone™	143...6, 10, 13, 17, 19
Lineo® Dimensional Stone	125...4, 10, 13
Mattoni	57
Natural Stone	85...4-5, 11
Natural Stone Coping	146...7
Pisa2*	131
Pisa2 Coping	144
Porcelain Tile	87
Promenade™ Plank Paver	77
Richcliff*	95...5, 10, 14-15
Rivercrest® Wall	121...2-3, 5, 9, 16, 23
Rivenstone™	89
RomanPisa*	130
RomanStack*	132
Senzo™	83
Series™	79...9, 10, 17
SienaStone*	133
SienaStone Steps	144
Skyline™	82
Split'N Stack*	132
Stonehenge*	51
Thornbury™	71...22, 24
Tribeca Cobble™	80...12, 25
Town Hall*	103...7, 16, 20-21, 23
Treo Premier™	67
U-Cara*	115...8, 11, 17, 112, 140
Umbriano*	91...2-3, 8-9, 16-18, 20, 22
Universal Coping	147...112-140
150	

## TOPICS OF INTEREST

Borders and Banding, Pavers	110-111
Borders and Banding, Walls	138-139
Classic	28
ColorFusion™	29...91, 117
Construction 101	30
Coping	140-147
EnduraColor™	28
Elegance™	28
EasyClean™	29...65, 73, 83, 91
Firepits	134...5, 8, 10, 17, 19
Fireplaces	134...10, 20
Grill Islands	137...10, 16, 20
Joint Material	31
Laying Patterns	148-149
Maintenance	33
Outdoor Idea Center	42
Permeable Pavers	32...52-53, 71, 80, 103
Pillars	136...9, 13, 20, 23
Design	40...39
Reala™	29...89, 95, 99, 103, 107, 121, 143
Retaining Walls	112-133...2-4, 11, 20, 112
Sealing	33
Steps	140-147
Ultima™	29...95, 99, 103, 107
Water Features	136...13, 17



### ON THE COVER

**PAVER:** Beacon Hill Smooth (Steel Grey) with Town Hall (Basalt) accent  
**SEAT WALL:** U-Cara (Steel Grey Pitched Face) with U-Cara (Opal Smooth Face) accent and Universal Coping (Opal) with Ledgestone (Grey) pillar cap  
**FIREPIT:** U-Cara (Opal Smooth Face)

Unilock Ltd. and Hengestone Holdings, Inc. are the owners or authorized users of all trademarks used in this publication unless otherwise specified.  
 Senzo™ and Umbriano® are trademarks of Metten Stein + Design GmbH & Co KG used under license by Unilock®.  
 Measurements throughout this portfolio are nominal.  
 Not all products shown are available at all Unilock locations. Log on to Unilock.com for availability.  
 \*Colors shown in this catalog should be used only as a guide. Colors should always be chosen from actual samples. Contact your local Unilock representative for color availability in your area.  
 ©2019 Hengestone Holdings, Inc.



# Quality

**FOR US, IT'S PERSONAL**

**O**ver 40 years ago, our founder stumbled upon a unique little European product called the Uni-Stone. Intrigued by the benefits of this revolutionary paving method, he decided to license the product and bring the concept to North America. He purchased a basic paver machine from Europe and hired a small staff to produce the stones.



*Founder Ed Bryant - circa 1972*

In those days, most sales of Unilock® were to large-scale commercial properties and streetscapes. Any lapse in quality would be costly and would jeopardize our owner's personal reputation. So quality was of paramount importance.

From these humble beginnings, through to the multinational company we are today, Unilock has remained a family-owned company that puts quality first. For us, it's not just a matter of dollars and cents, it's our personal reputation that's on the line. Our customers - Homeowners, Contractors, Landscape Designers and Architects, across North America - can rely on us to supply them with **quality product every time.**



We provide a Transferable Lifetime Guarantee on the structural integrity of our paving stones, slabs and retaining wall units for residential use. Any materials installed and maintained to our guidelines, and subject to normal wear, that prove defective, will be replaced without cost. Color matching cannot be guaranteed and replacement labor is not included.



# UNILOCK®

DESIGNED TO CONNECT.™

**UNILOCK.COM | 1-800-UNILOCK**

BOSTON  
(508) 278-4536

BUFFALO  
(716) 822-6074

CHICAGO  
(630) 892-9191

MILWAUKEE  
(262) 742-3890

KANSAS  
(913) 417-7985

MICHIGAN  
(248) 437-7037

NEW YORK  
(845) 278-6700

MID-ATLANTIC  
(202) 798-2060

ONTARIO  
(416) 646-9000

OHIO / WESTERN PA  
(330) 927-4000

CINCINNATI / KY / TN  
(513) 202-0219

